

“Antecedents of employee performance and the influence on employee job satisfaction in banking service sector in Indonesia”

AUTHORS

Elisabet Siahaan  <https://orcid.org/0000-0003-0806-4618>

 <https://www.webofscience.com/wos/author/record/M-8623-2017>

ARTICLE INFO

Elisabet Siahaan (2017). Antecedents of employee performance and the influence on employee job satisfaction in banking service sector in Indonesia. *Banks and Bank Systems*, 12(4), 75-89. doi:[10.21511/bbs.12\(4\).2017.07](https://doi.org/10.21511/bbs.12(4).2017.07)

DOI

[http://dx.doi.org/10.21511/bbs.12\(4\).2017.07](http://dx.doi.org/10.21511/bbs.12(4).2017.07)

RELEASED ON

Thursday, 30 November 2017

RECEIVED ON

Thursday, 20 July 2017

ACCEPTED ON

Tuesday, 10 October 2017

LICENSE



This work is licensed under a [Creative Commons Attribution-NonCommercial 4.0 International License](https://creativecommons.org/licenses/by-nc/4.0/)

JOURNAL

"Banks and Bank Systems"

ISSN PRINT

1816-7403

ISSN ONLINE

1991-7074

PUBLISHER

LLC “Consulting Publishing Company “Business Perspectives”

FOUNDER

LLC “Consulting Publishing Company “Business Perspectives”



NUMBER OF REFERENCES

89



NUMBER OF FIGURES

4



NUMBER OF TABLES

2

© The author(s) 2026. This publication is an open access article.



BUSINESS PERSPECTIVES



LLC "CPC "Business Perspectives"
Hryhorii Skovoroda lane, 10, Sumy,
40022, Ukraine

www.businessperspectives.org

Received on: 20th of July, 2017

Accepted on: 10th of October, 2017

© Elisabet Siahaan, 2017

Elisabet Siahaan, Dr., Management
Department, Faculty of Economics
and Business, Universitas Sumatera
Utara, Medan, Indonesia.



This is an Open Access article, distributed under the terms of the [Creative Commons Attribution-Non-Commercial 4.0 International license](https://creativecommons.org/licenses/by-nc/4.0/), which permits re-use, distribution, and reproduction, provided the materials aren't used for commercial purposes and the original work is properly cited.

Elisabet Siahaan (Indonesia)

ANTECEDENTS OF EMPLOYEE PERFORMANCE AND THE INFLUENCE ON EMPLOYEE JOB SATISFACTION IN BANKING SERVICE SECTOR IN INDONESIA

Abstract

The purpose of this study is to determine the difference between three antecedent variables of performance and the impact on employee job performance through reward, compared with institutions led by men and women. The method used was survey method. Quantitative explanation method was also used to explain the relation, difference, and influence between the variables. The type of data in this research is quantitative data. The data used in this study are primary those from the respondents' perception of the variables used. The population in this study was all bank employees in Jakarta in PT Bank X Tbk, PT Bank Negara Indonesia Tbk, PT Bank Rakyat Indonesia Tbk, PT Bank Tabungan Negara and Bank BCA. The research sample consisted of employees who directly worked under female and male middle managers in the same division. The sampling method was probability sampling according to which all population units have chance to be sampled because of the population's homogeneity. The sample was determined by simple random sampling. Sampling of male and female employees was proportion of multistage random sampling method and sampling using procedure. To solve the problems of this study Structural Equation Modeling (SEM) analysis tool was employed using Analysis of Moment Structures (AMOS) 5 software. The result showed that the performance of employees led by male middle managers was determined by organizational culture and employee work motivation, but transactional leadership style couldn't influence employee performance. Female managers' leadership style had reciprocal influence on organizational culture, while male managers' leadership style didn't have reciprocal influence on organizational culture. Employee work motivation was influenced by male and female middle managers' leadership style. The reward received by employees led by male and female middle managers was influenced by employee performance. The job satisfaction of employees led by male and female middle managers was determined by intrinsic and extrinsic rewards they received. Male middle managers generally applied transactional leadership style, while female used transactional and transformational leadership styles. Gender difference caused differences in behaviors, mentality, and emotional characteristics which are the results of socio-cultural constructs in the society which produced differences in leadership style, behavior and work attitude.

Keywords

gender, organizational culture, motivation, performance, employee job satisfaction

JEL Classification

M12, M51, M53

INTRODUCTION

Kolb (1999) and Yulk (2002) state that gender is an important factor for the leadership study development. Gender-centered model emphasizes that psychological differences between men and women produce different leadership style and work behaviors (Lewis & Eland, 1998). Gender-centered model also states that female leaders tend to emphasize consideration and personal relations with employees (people oriented), while men tend to be oriented toward outcome and objectives (task-oriented) (Eagly et al., 1995; Valentin & Godkin, 2000; Lewis & Eland, 1998; Muda et al., 2017).

Demographic and cultural changes in over 20 years have changed the public mindset to increase the role and status of women in the social environment (Cole, 2004). The influence of leadership style, organizational culture, employee work motivation, performance, reward, performance appraisal system, and subordinate job satisfaction were analyzed. Reward and performance appraisal systems were predicted to be the moderating variables to performance with job satisfaction. Rini and Absah (2017) discover that satisfaction is influenced by rational, emotional, and spiritual marketing. The orientation of global technological development shifts from merely providing functional benefits.

The inconsistency of research results, which create debates on the effect of leaders' gender difference on leadership style and employee job satisfaction, motivated the author to study this topic. Several research results discover no significant difference between male and female managers in transformational and transactional leadership styles according to the subordinates' appraisal (Carless, 1998; Maher, 1997; Engen et al., 2001; Manning, 2002; Mandell & Pherwani, 2003; Lubis et al., 2016; Gusnardi et al., 2016). Meanwhile, several research results show significant difference between male and female managers in transformational and transactional leadership styles (Bass, 1990; Rosener, 1990; Bass & Stodgill, 1991; Oshagbemi & Gill, 2003; Druskat, 1994; Doherty, 1997; Eagly et al., 2003; Walumbwa & Lucy, 2004). Inconsistency of research results on leaders' gender differences related to employee job satisfaction, encouraged this subject studying. Several research results show no influence of leaders' gender on employee job satisfaction. It means both male and female leaders don't influence employee job satisfaction (Ponopulus, 1999; Manning, 2002; Walumbwa et al., 2004). Conversely, Smith et al. (1998) and Moore et al. (2005) state that male and female leaders influence employee job satisfaction differently.

The new things in this study were as follows: 1) The variables used have been studied extensively but previous researchers don't discuss them from gender perspective. 2) The proposed research model is developed completely, while the previous model was more partial. 3) Any differences in leadership style, organizational culture, motivation, employee performance, performance appraisal system, reward and employee job satisfaction when led by men and women are studied. 4) The research objects were SOE and National Private Banking Services whereas previous researchers studied hospital, governments, private companies, department store, schools, and universities.

1. LITERATURE REVIEW

1.1. Organizational culture

Robbins (1998) defines organizational culture as "a system of shared meanings embraced by members which distinguishes the organization from others". Furthermore, Muda and Dharsuky (2015), Nurzaimah et al. (2016) and Lubis et al. (2016) point out that corporate culture or management culture, or also known as work culture are dominant values widely spread within the organization as the employee's work philosophy.

1.2. Job satisfaction

Luthans (2002) gives a comprehensive definition of job satisfaction as involving cognitive, affective, and evaluative reactions or attitudes and states it

is "a pleasurable or positive emotional state resulting from the appraisal of one's job or job experience". Job satisfaction is a result of the employees' perception of how well their job provides those things that are viewed as important.

1.3. Literature study

1.3.1. The influence of leadership style, organizational culture and work motivation on employee performance

Leadership style influences performance (Elenkov, 2000; Metha et al., 2003; Gani, 2006). Organizational culture influences performance (Kotter & Heskett, 1997; Onken, 1998; Gani, 2006). Kotter & Heskett (1997) prove that strong culture is related to high performance. Organizational culture must be able to harmonize and motivate employees and adaptive

culture will produce high performance. Employee work motivation influences employee performance (Warsono, 2004; Samsi, 2006; Gani, 2006).

Intrinsic motivation can be reached if people have feeling they have choices in selecting works they can perform, competence which includes achievements, meaningful meaning opportunity to chase valuable task objective, and progress which is making meaningful step forward. The four components of intrinsic motivation are tightly related to improved performance (Tyagi, 1985; Millier, 2002 in Karatepe & Tekinkus, 2006) and job satisfaction (Lu, 1999; Low et al., 2001 in Karatepe & Tekinkus, 2006; Thomas & Tymon, 1997 in Robbins, 2006).

1.3.2. Leadership style has reciprocal influence on organizational culture

Leadership style has a significant positive influence on organizational culture, as shown by Gani (2006). Gani states that the correct leadership style will support the correct implementation of organizational culture. Meanwhile, Lok and Crawford (2004) prove that organizational culture influences leadership style.

1.3.3. Leadership style influences work motivation

Leadership style influences work motivation, according to Masi and Cooke (2000) and Metha et al. (2003). They prove that the correct and effective leadership style will have significant positive influence on employee motivation.

1.3.4. The influence of performance on reward

The amount of reward received by employees is based on performance. It is supported by Vroom (1964), Porter & Lawler (1968), Walker et al. (1977), Bagozzi (1980), Netemeyer et al. (2004) in Karatepe and Tekinkus (2006), Warsono (2004), Karatepe and Tekinkus (2006), Umar (2006), and Dalimunthe et al. (2016).

1.3.5. The influence of reward on job satisfaction

Porter and Lawler (1968), and Umar (2006) show that employee job satisfaction is determined by employee performance and the reward received.

Morris and Niebuhr (1994) in Umar (2006), Rini and Absah (2017) state that good employee performance can improve the job satisfaction of internal-oriented individuals. Vroom (1964), Porter and Lawler (1968), Walker et al. (1977) show that employee performance had indirect influence on employee job satisfaction through an intervening variable, i.e. reward.

1.3.6. Leadership style, motivation, performance, performance appraisal, performance appraisal system, reward, and employee job satisfaction from gender perspective

Moore et al. (2005) state that female leaders give more job satisfaction, higher advantage, social support, low conflict level, and low depression level to subordinates than male leaders. Manning (2002), Endarwati and Muhson (2000), and Smith et al. (1998) show that there is no gender influence on employee job satisfaction.

2. CONCEPTUAL FRAMEWORK

The conceptual framework of this study was made based on combination and modification of several concepts and theories. The variables used in this study referred to the grand theory of leadership style, which is path goal theory by Robert House (1971), grand theory of expectancy motivation by Vroom (1964) which is developed by Porter and Lawler (1968), then by Walker et al. (1977). The variables used in this study also referred to several prior studies, such as Marina (1998), Stoeberl et al. (1998), Masi and Cooke (2000), Block (2003), Lund (2003), Metha et al. (2003), Poon (2003), Walumbwa et al. (2004), Warsono (2004), Currall et al. (2005), Gani (2006), Samsi (2006), Ndambakuwa and Mufunda (2006), and Umar (2006).

Many research results show unclear relation between satisfaction and performance. Some workers are satisfied with their job but have low achievement. Conversely, employees who are not satisfied with their work have high achievement. When performance and satisfaction have weak relation and no relation (Vroom, 1964; Laffadano & Muchinsky, 1985 in Jones, 2002), there is a view that performance will produce job satisfaction or

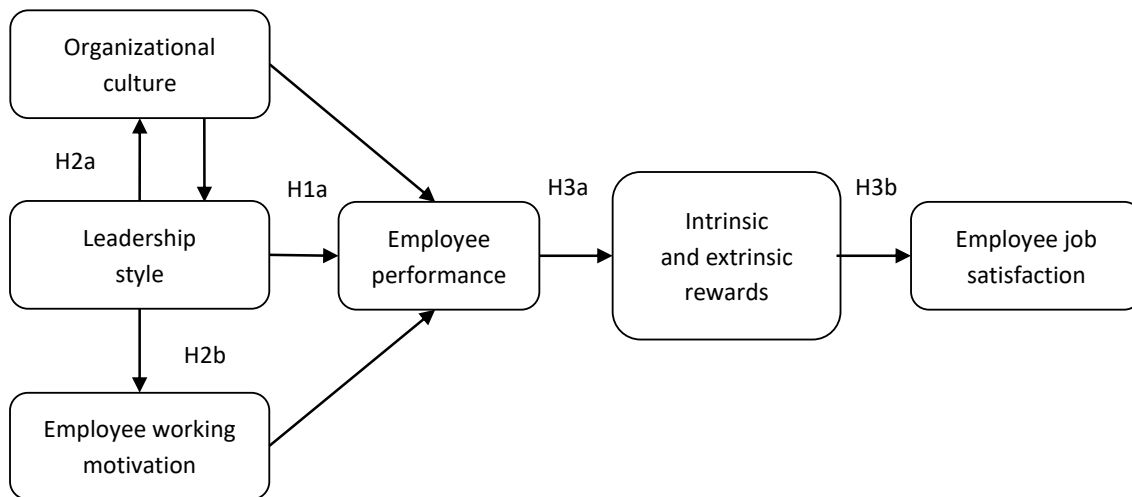


Figure 1. Conceptual framework

vice versa. Intervening variables which connect performance with job satisfaction, such as contingency of reward (Lawler, 1973; Jacobs & Salomon, 1977), self-esteem (Jacobs & Salomon, 1977; Lopez, 1982), situational constraints (Herman, 1973; Bhagat, 1982) influence the relation between performance and job satisfaction. So, it is concluded that performance is not caused by satisfaction or satisfaction is not caused by performance but because of intervening variables. In the motivation model of Porter and Lawler, reward is the intervening variable, which connects performance and job satisfaction. Walker et al. (1977) state that motivation, ability, and intelligence influence performance.

3. RESEARCH METHOD

The method used is survey method because it measures respondents' perceptions. Quantitative explanation method was also used to explain the relation, difference, and influence between the variables. The type of data in this research is quantitative data. The data used in this study are primary data from the respondents' perception of the variables used (Muda et al., 2016). Any form of communication with the respondents in this study used questionnaires submitted directly to the respondent. The population of this study was all bank employees in Jakarta in PT Bank X Tbk, PT Bank Negara Indonesia Tbk, PT Bank Rakyat

Table 1. The comparison of the relations of variables between male and female middle managers

Source: Result processed (2016).

H	Independent variable	Dependent variable	Men			Women		
			Loading factor	P-value	Decision	Loading factor	P-value	Decision
H1a ₁	Leadership style	Employee performance	0.012	0.914	Rejected	0.323	0.011	Accepted
H1a ₂	Organizational culture	Employee performance	0.349	0.039	Accepted	0.372	0.003	Accepted
H1a	Employee work motivation	Employee performance	0.553	0.002	Accepted	0.110	0.280	Rejected
H2a ₁	Leadership style	Organizational culture	-1.116	0.069	Rejected	-0.681	0.014	Accepted
H2a ₂	Organizational culture	Leadership style	1.048	***	Accepted	0.831	***	Accepted
H2b	Leadership style	Employee work motivation	0.295	0.006	Accepted	0.775	***	Accepted
H3a	Employee performance	Intrinsic and extrinsic rewards	0.448	0.018	Accepted	0.783	***	Accepted
H3b	Intrinsic and extrinsic rewards	Employee work motivation	0.719	0.004	Accepted	1.155	***	Accepted

Table 2. Hypothesis test of the model of relations between variables on male and female middle managers

Source: result processed (2016).

No	Variable	Influence		Note	
		Men	Women	Men	Women
1.	Leadership style → Employee performance	+	+	Not significant	Significant
2.	Organizational culture → Employee performance	+	+	Significant	Significant
3.	Employee work motivation → Employee performance	+	+	Significant	Not significant
4.	Leadership style → Organizational culture	-	-	Not significant	Significant
5.	Organizational culture → Leadership style	+	+	Significant	Significant
6.	Leadership style → Employee work motivation	+	+	Significant	Significant
7.	Intrinsic and extrinsic rewards → Employee job satisfaction	+	+	Significant	Significant
8.	Employee performance → Intrinsic and extrinsic rewards	+	+	Significant	Significant

Indonesia Tbk, PT Bank Tabungan Negara and Bank BCA. The research sample consisted of employees who directly worked under female and male middle managers in the same division.

The sampling method was probability sampling according to which all population units have chance to be sampled because of the population homogeneity. The sample was determined by simple random sampling, meaning giving the same unlimited change for every population element to be selected as a sample (Lutfi et al., 2016). Sampling of male and female employees was proportion by multistage random sampling method by sampling using procedure. To solve the problems in this study Structural Equation Modeling (SEM) analysis tool was applied using Analysis of Moment Structures 5 software.

4. RESULTS AND DISCUSSION

4.1. Results

The result of SEM analysis as a Path diagram is shown in Figure 2 (see Appendix).

The results of construct test showed that the model was not appropriate to use. All Goodness of Fit criteria did not meet the requirements. The results of SEM analysis as a Path diagram are shown in Figure 3 (see Appendix).

The result of construct test showed that the model was not appropriate to use. All Goodness of Fit criteria did not meet the requirements. Final model test on male middle managers can be seen in Figure 4.



Source: Result processed (2016).

Figure 4. The results of final test of the relation between variables and male middle managers

Table 1 presents the comparison of the relations of variables between male and female middle managers.

Based on Table 2 it was found that out of 8 tested paths, there were significant and insignificant relations between variables, based probability value ($p > 0.05$), t value above t table ($t > 1.98$). Based on employees' perception on male middle managers, the hypotheses accepted and supported by empirical data were as follows:

H1a₂: Organizational culture influenced employee performance.

H1a₃: Employee work motivation influenced employee performance.

H2a₂: Organizational culture influenced leadership style.

H2b: Leadership style influenced work motivation.

H3a: Employee performance influenced intrinsic and extrinsic rewards.

H3b: Intrinsic and extrinsic rewards influenced job satisfaction.

Other hypotheses were rejected because they were not supported by empirical data. They were as follows:

H1a₁: Leadership style influenced employee performance.

H2a₁: Leadership style influenced organizational culture.

Based on employees' perceptions on female middle managers, the hypotheses supported by empirical data and accepted were as follows:

H1a₁: Leadership style influenced employee performance.

H1a₂: Organizational culture influenced employee performance.

H2a₁: Leadership style influenced organizational culture.

H2a₂: Organizational culture influenced leadership style.

H2b: Leadership style influenced work motivation.

H3a: Employee performance influenced intrinsic and extrinsic rewards.

H3b: Reward influenced job satisfaction.

This hypothesis was rejected because it was not supported by empirical data:

H1a₃: Motivation influenced employee performance.

4.2. Discussion

4.2.1. On male middle managers

Employees led by male middle managers consider employee job satisfaction to be determined by intrinsic and extrinsic rewards they received. The amount of extrinsic reward received by the employees was determined by employee performance. Meanwhile, employee performance was influenced by work motivation and organizational culture applied by banking. The research result is supported by Bass (1990), Rosener (1990), Bass and Stodgill (1991) in Oshagbemi and Gill (2003), Druskat (1994), Doherty (1997), Eagly et al. (2003), Walumbwa and Lucy (2004). They state that men are oriented toward tasks, achieving objectives, more commanding and autocratic, directive, which are elements in transactional leadership style.

4.2.2. On female middle managers

The research result supported the statements of several researchers that women lead with orientation toward employees, more democracy, power delegation, increased subordinates' trust and participatory, which are elements of transformational leadership (Bass, 1990; Rosener, 1990; Bass & Stodgill, 1991 in Oshagbemi & Gill, 2003; Druskat, 1994; Doherty, 1997; Eagly et al., 2003; Walumbwa & Lucy, 2004). The final model for female middle manager didn't support Path Goal Theory, showing that the leadership style of female middle managers influenced motivation, but motivation didn't

influence performance. It was found that motivation couldn't influence performance, not supporting the theories of Vroom and Porter and Lawler.

4.2.3. Comparison between male and female middle managers

Female middle managers tended to apply transformational leadership style more than male middle managers. Most male middle managers applied transactional leadership style. This research result was supported by Bass (1990), Rosener (1990), Bass and Stodgill (1991) in Oshagbemi and Gill (2003), Druskat (1994), Doherty (1997), Eagly et al. (2003), Walumbwa and Lucy (2004). Difference of leadership style is due to basic biological differences causing psychological differences between men and women which eventually produce difference in leadership style (Gur & Gur, 1999). Men emphasize orders and monitoring and lean toward military leadership (Rosener, 1990). This research result is supported by Bass Avolio, Lowe et al., Judge, and Bono in Robbins (2006). In this study, transformational leadership tended to be implemented by female middle managers, while transactional leadership style tended to be implemented by male middle managers. This research result is supported by Bass (1990), Rosener (1990), Bass and Stodgill (1991) in Oshagbemi and Gill (2003), Druskat (1994), Doherty (1997), Eagly, Schmidt, and Engen (2003), Walumbwa and Lucy (2004) and gender-centered model viewed.

The following is partial discussion of the relations between variables of male and female middle manager leaderships.

4.2.4. The influence of leadership style on employee performance

The leadership style of male middle managers had insignificant positive influence on employee performance. It meant the performance of banking employees was not influenced by the leadership style of male middle managers. Meanwhile, the performance of banking employees was influenced by the leadership style of female middle managers. The research result is supported by Detelin (2000), Masi and Cooke (2000), Metha et al. (2003). They state that leadership style will determine employee performance or job achievement.

Transformational leadership style produced lower rate of resignation, low rate of turn-over, high rate of productivity, and greater job satisfaction (Bass Avolio, Lowe et al., Judge, & Bono in Robbins, 2006). In banking, transactional leadership style dimension was the strongest in shaping the leadership style of male middle managers. This research result is supported by Waldman and Yammarino (1999) in Gani (2006) who show that leadership style influences performance.

4.2.5. The influence of organizational culture on employee performance

The research result illustrates that the culture developing in banking is a culture oriented toward innovation and outcome. Male middle managers tended to emphasize the implementation of innovation-oriented organizational culture, while female middle managers tended to emphasize the implementation of outcome-oriented organizational culture, thus producing high quality performance. The research result is supported by Marina H. (1998), Gani (2006), Ouchi (1982), Deal and Kennedy (1982), Miller (1982), Miller (1987), Dennison (1990), Kotter and Haskett (1997) in Gani (2006). They state that organizational culture has significant influence on employee performance. Organizational culture is believed to be the main determinant of the organization's economic performance (Kotter & Heskett, 1992; Hofstede, 1991; Wilhelm, 1992; Martin, 1992; Mondy & Noe, 1996; Kreitner & Kinicki, 1995; Luthans, 1998 cited from Lako Andreas, 2004).

4.2.6. The influence of work motivation on employee performance

According to the perceptions of employees led by male middle managers, work motivation had significant positive influence on employee performance, as shown and supported by facts. It meant employee performance was determined by employee work motivation. This research result is supported by Vroom (1964), Maier (1965), Porter and Lawler (1967), Walker et al. (1977), Masyitoh (1998), Wagimin (2001), Hamid (2002), Mehta et al. (2003), Warsono (2004), Gani (2006), Karatepe and Tekinkus (2006), Samsi (2006), Umar (2006). They state that employee work motivation had positive influence on employee performance.

4.2.7. The influence of leadership style on organizational culture

This research result opposed the theory of Block (2003), Lok and Crawford (2004), Eppard (2004), Gani (2006). They proved that leadership style had significant positive influence on organizational culture. This research result is supported by Bass (1990), Rosener (1990), Bass and Stodgill (1991) in Oshagbemi and Gill (2003), Druskat (1994), Doherty (1997), Eagly, Schmidt, and Engen (2003), Walumbwa and Lucy (2004) and gender-centered model viewed.

4.2.8. The influence of organizational culture on leadership style

According to the perceptions of employees led by male and female middle managers, organizational culture had significant positive influence on leadership style, as shown and supported by facts. This research result supported contingency view of Pillai and Meindel (1998), Stoeberl et al. (1998), Wilderom and Van Den Berg (2000).

4.2.9. The influence of leadership style on work motivation

According to the perceptions of employees led by male and female middle managers, leadership style had significant positive influence on employee work motivation, as shown and supported by facts. It meant employee work motivation was influenced by leadership style. This research result supported the theory of Widodo (1996), Masi and Cooke (2000), Kuswiyanto (2001), Metha et al. (2003), Walumbwa et al. (2004), Gani, (2006). This research result is

supported by Marry Billard (1992) in Robbins (2006) who show that female leaders are better in motivating employees than male leaders. This research result is not supported by Walumbwa et al. (2004) and Ebrahimi (1999) who show that male and female managers are as good in motivating employees.

4.2.10. The influence of employee performance on intrinsic and extrinsic rewards

The performance of employees led by male and female middle managers had significant positive influence on intrinsic and extrinsic rewards, as shown and proven by facts. This research result is supported by Vroom (1964), Currall et al. (2005), Karatepe and Tekinkus (2006).

4.2.11. The influence of reward on employee job satisfaction

Intrinsic and extrinsic rewards had significant positive influence on the job satisfaction of employees led by male and female middle managers, as proven and supported by facts. This research result is supported by Walker et al. (1977), Bagozzi (1980), Netemeyer et al. (2004) in Karatepe and Tekinkus (2006), Warsono (2004), Karatepe and Tekinkus (2006), Umar (2006). This research result is supported by Moore et al. (2005) who state that female leaders give more job satisfaction, higher level of excellence, social support, low conflict level, and low depression level to the subordinates than male leaders. This research result is not supported by Manning (2002), Enderwati and Muhson (2000), and Smith et al. (1998) who prove that leaders' gender do not influence employee job satisfaction.

CONCLUSION AND SUGGESTION

Conclusion

The performance of employees led by male middle managers was determined by organizational culture and employee work motivation, but transactional leadership style could not influence employee performance. Female managers' leadership style had reciprocal influence on organizational culture, while male managers' leadership style did not have reciprocal influence on organizational culture. Employee work motivation was influenced by male and female middle managers' leadership style. The reward received by employees led by male and female middle managers was influenced by employee performance. The job satisfaction of employees led by male and female middle managers was determined by intrinsic

and extrinsic rewards they received. Male middle managers generally applied transactional leadership style, while female used transactional and transformational leadership styles and gender differences cause differences in behaviors, mentality, and emotional characteristics which result from socio-cultural constructs in the society producing differences in leadership style, behavior and work attitude.

Suggestion

There should be further studies, especially to determine the influence of the relations between variables, which oppose the theory, such as the influence of the relation between leadership style and performance, the influence of motivation and performance relation, the influence of leadership style on organizational culture. The research result should be tested in other service and non-service fields to check whether it can be generalized.

Research limitation

All banks which were studied didn't allow the researcher to distribute the questionnaires directly to employees but through contact person in every bank who was directed by the researcher. Respondent sampling did not follow simple random sampling method and sampling of male and female employees was not proportional.

REFERENCES

- Andreas, Lako (2004). Leadership and Organizational Performance: Issues, Theories and Solutions, Amara Books. Yogyakarta. Retrieved from http://pusdiklat.kemendag.go.id/digilib/index.php?p=show_detail&id=3482&keywords
- Applebaum, Steven H. (2003). Gender and Leadership? Leadership and Gender? A Journey Through the Landscape of Theories. *Leadership & Organizational Development Journal*, 24(1), 43-51. <https://doi.org/10.1108/01437730310457320>
- Applebaum, Steven H. (2004). Organizational Citizenship Behavior: A Case Study of Culture, Leadership, and Trust. *Management Decision*, 42(1), 13-40. Retrieved from https://www.researchgate.net/publication/235265104_Organizational_citizenship_behavior_A_case_study_of_culture_leadership_and_trust
- Avolio, B. J., Bass, B. M., & Jung, D. I. (1995). *MLQ: multifactor Leadership Questionnaire: Technical Report*, Mind Garden. Palo Alto, CA. Retrieved from <http://www.mindgarden.com/16-multifactor-leadership-questionnaire>
- Barbara Mandell & Pherwani Shilpa. (2003). Relationship Between Emotional Intelligence And Transformational Leadership Style: A Gender Comparison. *Journal of Business and Psychology*, 17(3), 387-404. Retrieved from <https://link.springer.com/article/10.1023/A:1022816409059>
- Bass B. M. (1997). The Ethics of Transformational Leadership, *Working Paper*, Academy of Leadership Press. Retrieved from <https://home.ubalt.edu/tmitch/642/Articles%20syllabus/bass%20trans%20ldr%20am%20psy%201997.pdf>
- Bass, B. M. Redux. (1995). Transformational Leadership, *Leadership Quarterly*, 6, 463-478. Retrieved from <http://www.sciencedirect.com/science/journal/10489843/6?sd=1>
- Bass, Avolio, & Atwater (1996). The Transformational and Transactional Leadership of Men and Women, an *International Review of Applied Psychology*, 45, 5-34. <http://doi.org/10.1111/j.1464-0597.1996.tb00847.x>
- Bass, B. M. (1985). *Leadership and Performance Beyond Expectations*, Free Press. New York. <http://doi.org/10.1002/hrm.3930250310>
- Bass, B. M. (1990). From Transactional to Transformational Leadership: Learning to Share the Vision. *Organizational Dynamics*, 18(Winter), 19-31. Retrieved from http://discoverthought.com/Leadership/References_files/Bass%20leadership%201990.pdf
- Block, Lory (2003). Leadership-Culture Connection: an Exploratory Investigation. *Leadership and Organization Development Journal*, 24(6), 318-334. <https://doi.org/10.1108/01437730310494293>
- Broverman, I., Vogel, S., Broverman, D., Clarkson, F., & Rosenkrantz, P. S. (1972). Sex Role stereotypes: A Current Appraisal. *Journal of Social Issues*, 28, 59-78. Retrieved from <https://www.ncbi.nlm.nih.gov/pubmed/5436460>
- Bruce, A., Tucker & Russell, F. R. (2004). The Influence of the Transformational Leader. *Journal of Leadership and Organizational Studies*, 10(4), 103-111. Retrieved from <http://journals.sagepub.com/doi/abs/10.1177/107179190401000408>

14. Burns, J. M. (1978). *Leadership*. Harper & Row Publishers. New York. Retrieved from <http://www.worldcat.org/title/leadership/oclc/3632001>
15. Burns, James, MacGregor (1998). *Transactional and Transformational Leadership*, in: Hickman, Gill Robinson, Editor of Leading Organizations, Perspectives for a New Era, Sage Publications. London. Retrieved from <https://www.langston.edu/sites/default/files/basic-content-files/TransformationalLeadership.pdf>
16. Cameron, K. S., & Freeman, S. J. (1991). Cultural congruence, Strength, and Type: Relationship to Effectiveness. *Research in Organizational Change and Development*, 5, 23-58. Retrieved from <http://webuser.bus.umich.edu/cameronk/PDFs/Organizational%20Culture/Cultural%20Congruence.pdf>
17. Carless, A. Sally. (1998). Gender Differences in Transformational Leadership: An examination of Superior, Leader, and Subordinate Perspectives. *Sex Roles*, 39(11), 887-902. Retrieved from <https://link.springer.com/article/10.1023/A:1018880706172>
18. Curral, Towler, Judge, & Kohn (2005). Pay Satisfaction and Organizational Outcomes. *Personnel Psychology*, 58(3), 613-638. <https://doi.org/10.1111/j.1744-6570.2005.00245.x>
19. Davidhizar, R., & Cramer, C. (2000). Gender Differences in Leadership in the Health Professions. *The Health Care Manager*, 18(3), 18-24. Retrieved from <https://www.ncbi.nlm.nih.gov/pubmed/10915337>
20. Dalimunthe, D. M. J., Fadli, & Muda, I. (2016). The application of performance measurement system model using Malcolm Baldrige Model (MBM) to support Civil State Apparatus Law (ASN) number 5 of 2014 in Indonesia. *International Journal of Applied Business and Economic Research*, 14(11), 7397-7407. Retrieved from <http://www.serialsjournals.com/serialjournalmanager/pdf/1502169155.pdf>
21. Doran, D., McCutcheon, S. A., Evans, G. M., McMillan, K., Hall, M. L., Pringle, D., Smith, S., Valente, A. (2004). Impact of the Manager's Span of Control on Leadership and Performance. *Canadian Health Services Research Foundation*. Retrieved from <http://www.emergingrnleader.com/wp-content/uploads/2013/06/Impact-of-Nurse-Managers-Span-of-Control-on-Leadership-and-Performance.pdf>
22. Doherty, A. J. (1997). The Effect of Leader Characteristics on the Perceived Transformational, Transactional Leadership and Impact of Interuniversity Athletic Administrators. *Journal of Sport Management*, 11, 275-285. Retrieved from <https://www.humankinetics.com/AcuCustom/Sitenam/ Documents/Document-Item/527.pdf>
23. Druskat, V. U. (1994). Gender and Leadership Style: Transformational and Transactional Leadership in the Roman Catholic Church. *Leadership Quarterly*, 5(2), 99-119. Retrieved from [http://dx.doi.org/10.1016/1048-9843\(94\)90023-X](http://dx.doi.org/10.1016/1048-9843(94)90023-X)
24. Dvier, T., Eden, D., & Shamir, B. (2002). Impact of Transformational Leadership of Follower Development and Performance: A Field Experience. *Academy of Management Journal*, 45(4), 735-744. Retrieved from http://www.communicationcache.com/uploads/1/0/8/8/10887248/impact_of_transformational_leadership_on_follower_development_and_performance_a_field_experiment.pdf
25. Eagly, A. H., Johannesen-Schmidt, M. C., & Van Engen, M. L. (2003). Transformational, Transactional, and Laissez-Faire Leadership Style: A Meta Analysis Comparing Woman and Men. *Psychological Bulletin*, 129(4), 569-591. Retrieved from <https://www.ncbi.nlm.nih.gov/pubmed/12848221>
26. Elenkov, S. Detelin. (2000). Effects of Leadership on Organizational Performance in Russian Companies. New York Institute of Technology in 1855 Broadway, NY 10023.USA. School of Management. New York. Retrieved from <https://www.slidedoc.us/effects-of-leadership-on-organizational-performance>
27. Enderwati, L. M., & Muhson Ali. (2000). Transformational Leadership Style to Primary School and Teacher Job Satisfaction, State University of Yogyakarta. *Journal of Education*, 2(4), 29-39. Retrieved from http://essay.utwente.nl/60599/1/MSc_Hukpati%2C_C.A.pdf
28. Engen van L. Marloes, L. D., Van Rien, and W. M. Tineke (2001). Gender, Context and Leadership Styles: A Field Study. *Journal of Occupational and Organizational Psychology*, 74, 581-598. Retrieved from http://www.zapmeta.ws/ws?q=journals%20on%20leadership%20styles&asid=ws_gc8_04&mt=b&nw=g&de=c&p=1o1 <https://doi.org/10.1348/096317901167532>
29. Gani, Achmad (2006). Dissertation: Influence of Leadership Style, Organizational Culture and Work Motivation on Employee Performance wood processing industry in the city of Makassar, South Sulawesi, Economics Study Program, Interests Human Resource Management, Thesis. Post Graduate Program, University of Brawijaya, Malang. Retrieved from <https://prasetya.ub.ac.id/berita/Ujian-Disertasi-Achmad-Gani-SE-MSi-8649-id.html>
30. Gary, Blau (1999). Testing the Longitudinal Impact of Work Variables and Performance Appraisal Subsequent Overall Satisfaction on Job Satisfaction. *Human Relations*, 52(8), 1099-1113. Retrieved from <https://link.springer.com/article/10.1023/A:1016987725663>
31. Gerald Cole (2004). *Management Theory and Practice*, Six Edition, Published by Thomson Learning. London. Retrieved from <https://www.amazon.com/Management-Theory-Practice-6th-Ed/dp/0826463983>
32. Gusnardi, Riadi, R. M., & Muda, I. (2016). Competency mapping and analysis of students competency

- based on economics subject national examination and its alternative solutions in state high schools at Pekanbaru. *International Journal of Economic Research*, 3(5), 2133-2148. Retrieved from <http://www.serialsjournals.com/serial-journalmanager/pdf/1502168465.pdf>
33. Hasibuan P. S. Malay H. (2001). *Human Resource Management*, Revised Edition, Earth Literacy, Jakarta. Retrieved from rowan.hol.es/melayu-hasibuan.pdf
 34. House R. J. (1971). A Theory of Leader Effectiveness Path. *Administrative Science Quarterly*, (4), 321-338. <https://doi.org/10.2307/2391905>
 35. Kotter, J. P., & Heskerr, S. L. (1997). *Corporate Culture and Performance, Interpretation Benjamin Molan*, PT Prehallindo Simon & Schuster (Asia) Pte Ltd. Jakarta. Retrieved from <https://www.amazon.com/Corporate-Culture-Performance-John-Kotter/dp/1451655320>
 36. Karatepe, M. O., & Tekinkus, M. (2006). The Effects of Working Family Conflict, Emotional Exhaustion, and Intrinsic Motivation on Job Outcomes on Front Line Employees. *International Journal of Bank Marketing*, 24(3), 173-193. Retrieved from <https://doi.org/10.1108/02652320610659021>
 37. Kolb, J. A. (1999). The Effects of Gender Role, Attitude Toward Leadership, and Self Confidence on Leader Emergence: Implications for Leadership Development. *Human Resource Development Quarterly*, 10(40), 305-320. <https://doi.org/10.1002/hrdq.3920100403>
 38. Lutfi, M., Nazwar, C., & Muda, I. (2016). Effects of investment opportunity set, company size and real activity manipulation of issuers in Indonesia Stock Exchange on stock price in Indonesia. *International Journal of Economic Research*, 13(5), 2149-2161. Retrieved from <http://serialsjournals.com/serialjournalmanager/pdf/1500961299.pdf>
 39. Lok, P., & Crawford, J. (2004). The Effect of Organizational Culture and Leadership Style on Job Satisfaction and Organisational Commitment: A Cross National Comparison. *Journal of Management Development*, 23(3), 321-338. <https://doi.org/10.1108/02621710410529785>
 40. Luthans, Fred (2002). *Organizational Behavior*. Ninth Edition, McGraw Hill. New York. Retrieved from <https://www.amazon.com/Organizational-Behavior-Fred-Luthans/dp/0073530352>
 41. Lubis, A., Torong, Z. B., & Muda, I. (2016). The urgency of implementing balanced scorecard system on local government in North Sumatra – Indonesia. *International Journal of Applied Business and Economic Research*, 14(11), 7575-7590. Retrieved from <http://www.serialsjournals.com/serialjournalmanager/pdf/1502169155.pdf>
 42. Lubis, A. F., Lubis, T. A., & Muda, I. (2016). The role of Enterprise Resource Plan (ERP) configuration to the timeliness of the financial statement presentation. *International Journal of Applied Business and Economic Research*, 14(11), 7591-7608. Retrieved from <http://serialsjournals.com/serialjournalmanager/pdf/1481524509.pdf>
 43. Maher, K. J. (1997). Gender-Related stereotypes of Transformational and Transactional Leadership. *Sex Role*, 37(3/4), 209-225. Retrieved from <https://link.springer.com/article/10.1023/A:1025647811219>
 44. Manning, T. Tracey (2002). Gender, Managerial Level, Transformational Leadership and Work Satisfaction. *Women in Management Review*, 17(5), 207-216. <https://doi.org/10.1108/09649420210433166>
 45. Masi, Ralph J., & Cooke, Robert A. (2000). Effects of Transformational Leadership on Subordinate Motivation, Empowering Norms, and Organizational Productivity. *Dissertation*. University of Illinois. Chicago. <https://doi.org/10.1108/eb028909>
 46. Mehta, Dubinsky, J. A., & Anderson, E. R. (2003). Leadership Style, Motivation, and Performance in International Marketing Channels. *European Journal of Marketing*, 37(1/2), 50-85. <https://doi.org/10.1108/03090560310453939>
 47. Muda, I., & Abykusno, Dharsuky (2015). Impact of Region Financial Information System (SIKD) Quality, Role Ambiguity and Training on Precision of Financial Statement of Local Government Presentation in North Sumatra. *International Journal of Applied Business and Economic Research*, 13(6), 4283-4304. Retrieved from http://www.serialsjournals.com/articles.php?volumesno_id=919&journals_id=22&volumes_id=788 <http://www.serialsjournals.com/serialjournalmanager/pdf/1457697310.pdf>
 48. Muda, I., Marlon Sihombing, Erni Jumilawati & Abikusno Dharsuky (2016). Critical Success Factors Downstream Palm Oil Based Small And Medium Enterprises (SME) In Indonesia. *International Journal of Economic Research*, 13(8), 3531-3538. Retrieved from <http://serialsjournals.com/serialjournalmanager/pdf/1499428227.pdf>
 49. Muda, I., Dharsuky, A., Sadalia, I., & Siregar, H. S. (2016). Impact of capital investments and cash dividend policy on Regional Development Bank (BPD) PT. Bank Sumut to the district own source revenue and economic growth. *International Journal of Applied Business and Economic Research*, 14(11), 7863-7880. Retrieved from <https://ifrnd.org/journal/index.php/jeps/article/view/478>
 50. Muda, I., Dharsuky, A., Siregar, H. S., & Sadalia, I. (2017). Combined loadings and Cross-dimensional loadings timeliness of presentation of financial statements of local government. *IOP Conference Series: Materials Science and Engineering*, 180, 1-5. <https://doi.org/10.1088/1757-899X/180/1/012099>
 51. Muda, I., Deni Yuwilia, Wardani, Erlina, Azhar, Maksum, Ade Fatma, Lubis & Bukit, R. (2017). The Influence of Human Resources Competency

- and The Use of Information Technology on The Quality of Local Government Financial Report with Regional Accounting System as an Intervening. *Journal of Theoretical and Applied Information Technology*, 95(19), 1432-1451. Retrieved from <http://www.jatit.org/volumes.php> <http://www.jatit.org/volumes/Vol95No20/23Vol95No20.pdf>
52. Muda, I., Mutia Ismail & Marhayanie (2017). Impact Allocation Capital Expenditure on The Improvement of the Local Government Assets in North Sumatra and Effect on Local Revenue Sustainability. *International Journal of Economic Perspectives*, 11(2), 151-164. Retrieved from http://www.econ-society.org/ijep_contents_11.2.php
53. Nasaruddin, Umar (1999). Arguments of gender equality: Perspectives Al-Qur'an, First Edition, Publisher Paramadina, Jakarta. Retrieved from <https://www.scribd.com/doc/47802842/Argumen-Kesetaraan-Gender-Nasarudin-Umar>
54. Nurzaimah, Rasdianto, & Muda, I. (2016). The skills and understanding of rural enterprise management of the preparation of financial statements using Financial Accounting Standards (IFRS) financial statement on the Entities without Public Accountability (ETAP) framework on the implementation of village administration law. *International Journal of Applied Business and Economic Research*, 14(11), 7417-7429. Retrieved from http://www.serialsjournals.com/articles.php?volumesno_id=1118&journals_id=22&volumes_id=841
55. Onken, H. Marina (1998). *Temporal Element of Organizational Culture and Impact on Firm Performance*, Florida Gulf Coast University, Florida, USA. Fort Myers. <https://doi.org/10.1108/02683949910263756>
56. Oshagbemi, T., & Gill, R. (2003). Gender Differences and Similarities in the Leadership Styles and Behaviors of UK Managers. *Women in Management Review*, 18(2), 288-298. <https://doi.org/10.1108/09649420310491468>
57. Panopoulos, F. (1998). *Gender Differences in Transformational Leadership Among the Field Leaders of the New South Wales Police Students*. n.p. Retrieved from <http://citeseerx.ist.psu.edu/viewdoc/download?doi=10.1.1.89.1734&rep=rep1&type=pdf>
58. Poon, M. L. (2004). Effects of Performance Appraisal Politics on Job Satisfaction and Turnover Intention. *Personal Review*, 33(3), 322-334. <https://doi.org/10.1108/00483480410528850>
59. Porter, L. W. & Lawler, L. L. (1968). *Managerial Attitudes and Performance*, Homewood, III, R. D. Irwin. [https://dx.doi.org/10.1002/1520-6629\(198610\)14:4<365::AID-JCOP2290140405>3.0.CO;2-H](https://dx.doi.org/10.1002/1520-6629(198610)14:4<365::AID-JCOP2290140405>3.0.CO;2-H)
60. Rini, Endang Sulistya & Yeni Absah (2017). Rational, emotional and spiritual marketing strategies in Shariah banking in Medan, Indonesia. *Banks and Bank Systems*, 12(2), 68-77. [https://doi.org/10.21511/bbs.12\(2\).2017.07](https://doi.org/10.21511/bbs.12(2).2017.07)
61. Robbins, S. P. (1998). *Organizational Behavior: Concepts, Controversies, Applications*; Volume 1 and Volume II, Eighth Edition, Interpreting: Hadyana Pujaatmaka and Benyamin Molan. Prenhalindo. Jakarta. Retrieved from <https://www.amazon.com/Organizational-Behavior-16th-Stephen-Robbins/dp/0133507645>
62. Robbins, S. P. (2006). *Organizational Behaviour*, Tenth Edition, Prentice-Hall, Molan B., Indonesian edition, INDEX PT Gramedia Group. Jakarta. Retrieved from http://bba12.weebly.com/uploads/9/4/2/8/9428277/organizational_behavior_15e_-_stephen_p_robbins__timothy_a_judge_pdf_qwerty.pdf
63. Rosener, J. B. (1990). Ways Women Lead. *Harvard Business Review*, 38(5), 120-125. <https://doi.org/10.12691/education-1-6-6>
64. Rosser, J. Vicki (2003). Perceptions of Effective Leadership: Are There Differences Between Woman and Man Leaders? *Journal Equity and Excellence in Education*, 36(1), 71-81. Retrieved from <https://eric.ed.gov/?id=EJ770779>
65. Rozier, C. (1996). Nurse Executive Characteristics: Gender Differences, *Nursing Management*, 27(12), 7-33. Retrieved from http://journals.lww.com/nursingmanagement/Abstract/1996/12000/Nurse_Executive_Characteristics_Gender_Differences.9.aspx
66. Samsi, A. M. (2006). Influence of Leadership Commitment, Employee Commitment, Work Motivation and Job Satisfaction of the employees' performance at PT. Persero Pelabuhan Indonesia III, Economics Study Program, Interests Human Resource Management, *Dissertation. Post Graduate Program*, University of Brawijaya, Malang. Retrieved from <https://prastetya.ub.ac.id/berita/Ujian-Disertasi-Drs-Samsi-AM-MM-8708-id.html>
67. Sarah Burke & Collins M. Karen (2001). Gender Differences in Leadership Styles and Management Skills. *Women in Management Review*, 16(5), 244-256. <https://doi.org/10.1108/09649420110395728>
68. Sarah Moore S., Leon Grunberg, & Greenberg, S. E. (2005). Well Being Worker and Supervisor Gender: Female Supervisor Are Good for Employee Job Experiences, Health, and Well Being. *Woman and Management Review*, 20(2), 1-20. Retrieved from <http://www.colorado.edu/ibs/pubs/pec/pec2005-0003.pdf>
69. Smith, K. K., Matkin, S. G., & Fritz, M. S. (2004). A Review of Gender and Full Range Leadership Research and Suggestion for Future Research. *Harvard Business Review*, 3(2), 52-68. Retrieved from <http://digitalcommons.unl.edu/cgi/viewcontent.cgi?article=1029&context=aglecfacpub>
70. Smith, L. P., Smits, J. S, & Hoy, F. (1998). Employee Work Attitudes: The Subtle Influence of Gender. *Human Relations*, 51(5), 649-666. Retrieved from <https://link.springer.com/article/10.1023/A:1016910402581>

71. Stoeberl, A. P., Kwon Han, & Bae, M. (1998). Leadership and Power Relationship Based on Culture and Gender. *Women in Management Review*, 13(6), 208-216. <https://doi.org/10.1108/09649429810232155>
72. Stumpf, N. Mitzi (2003). Dissertation: The Relationship of perceive Leadership Styles of North Carolina Country Extension Directors' to Job Satisfaction of Country Extension Professionals, the Graduated Faculty of North Carolina State University. Retrieved from <https://repository.lib.ncsu.edu/bitstream/handle/1840.16/5913/etd.pdf?sequence=1>
73. Tika, P. M. (2006). *Organizational Culture and Performance Improvement Company*, Jakarta. PT Bumi Literacy. Retrieved from <https://bumiaksaraonline.com/budaya-organisasi-dan-peningkatan-kinerja-perusahaan.html>
74. Timmreck, C. T. (2001). Managing Motivation and Developing Job Satisfaction in the Health Care Work Environment. *Health Care Manager*, 20(1), 42-58. Retrieved from <https://www.ncbi.nlm.nih.gov/pubmed/11556553>
75. Trisakti Handayani & Sugiarti (2002). *Concepts and Techniques Gender Research*, Editor Surya Dharma, UMM. Malang. Retrieved from https://scholar.google.co.id/scholar?hl=en&as_sdt=0,5&cluster=13998573603011469952
76. Tziner, A., Latham, G., Price, & Haccourt (1996). Development and Validation of a Questionnaire for Measuring the Perceived Political Considerations in Performance Appraisal. *Journal of Organizational Behavior*, 17(1), 179-190. [https://doi.org/10.1002/\(SICI\)1099-1379\(199603\)17:2<179::AID-JOB740>3.0.CO;2-Z](https://doi.org/10.1002/(SICI)1099-1379(199603)17:2<179::AID-JOB740>3.0.CO;2-Z)
77. Unger, R. K. (1979). Toward a Redefinition of Sex and Gender. *American Psychologist*, 34, 1085-1094. <http://dx.doi.org/10.1037/0003-066X.34.11.1085>
78. Umar Mursalim (2006). Dissertation: Individual Characteristic, Job characteristics, the characteristics of the Organization, Motivation, Rewards, Performance and Effect on Job Satisfaction, Economic Studies Program, Interests Human Resource Management. *Post Graduate Program, University of Brawijaya*, Malang. Retrieved from <https://prasetya.ub.ac.id/berita/Mursalim-Umar-Gani-S-Perilaku-Karyawan-secara-Manusiawi-8583-id.html>
79. Vroom, V. H. (1964). *Work and Motivation*, John Wiley. New York. Retrieved from <http://as.wiley.com/WileyCDA/WileyTitle/productCd-0787900303.html>
80. Valentine, S. & Godkin, L. (2000). Supervisor Gender, Leadership Style, and Perceived Job Design. *Women in Management Review*, 15(3), 117-129. <https://doi.org/10.1108/09649420010325744>
81. Vecchio, Robert P. (2000). *Organizational Behavior*, Core Concept, Fourth edition, Harcourt College Publishers, Orlando USA. Retrieved from <https://www.amazon.com/Organizational-Behavior-Core-Concepts-4th/dp/0030258561>
82. Walker, Churchill, & Ford (1977). Motivation and Performance in Industrial Selling: Present Knowledge and Needed Research. *Journal of Marketing Research*, 14(2), 156-168. <https://doi.org/10.2307/3150465>
83. Walumbwa, O. F., Wu, C., Ojode, A. L. (2004). Gender and Instructional Outcomes: The Role of Leadership Style mediating. *The Journal of Management Development*, 23(2), 124-140. <https://doi.org/10.1108/02621710410517229>
84. Warsono (2004). Dissertation: Influence Rewards Satisfaction, Work Motivation and Job Satisfaction on Job Performance Medium Workers in Garment Enterprises in East Java. Economics Study Program, Interests Human Resource Management, *Thesis. Graduate School, University of Brawijaya*, Malang. Retrieved from <http://staff.uny.ac.id/dosen/warsono-spd-msi>
85. Widodo, F. (1996). Leadership Styles Relationship with Employee Motivation at Muhammadiyah Hospital Kingpin-Kebumen. *Thesis. Yogyakarta. Graduate School of Gajah Mada University*. Retrieved from <https://repository.ugm.ac.id/56644/>
86. Wright, F. Y & Cropanzano, R. (1998). Emotional Exhaustion Job as a Predictor of Performance and Voluntary Turnover. *Journal of Applied Psychology*, 83, 486-481. Retrieved from <https://www.ncbi.nlm.nih.gov/pubmed/9648526>
87. Yammarino, F. J., & Bass, B. J. (1990). Long-Term Forecasting of Transformational Leadership and Its Effects Among Naval Officers: Some Preliminary Findings: In Crark, K. E. & Crark, M. B. (Eds), *Measure of Leadership*, 151-169. Retrieved from <http://www.dtic.mil/dtic/tr/fulltext/u2/a204110.pdf>
88. Yammarino, F. J., Dubinsky, A. J., Comer, L. B., & Jolson, M. A. (1997). Women and Transformational and Contingent Reward Leadership: a Multiple-Levels-of-Analysis Perspective. *Academy of Management Journal*, 40, 205-222. Retrieved from <http://amj.aom.org/content/40/1/205.abstract>
89. Yukl, G. (2002). *Leadership in Organization*, 5th Ed. New Jersey. Prentice Hall International Editions. Retrieved from <https://www.amazon.com/Leadership-Organizations-8th-Gary-Yukl/dp/0132771861>

Source: result processed (2016).

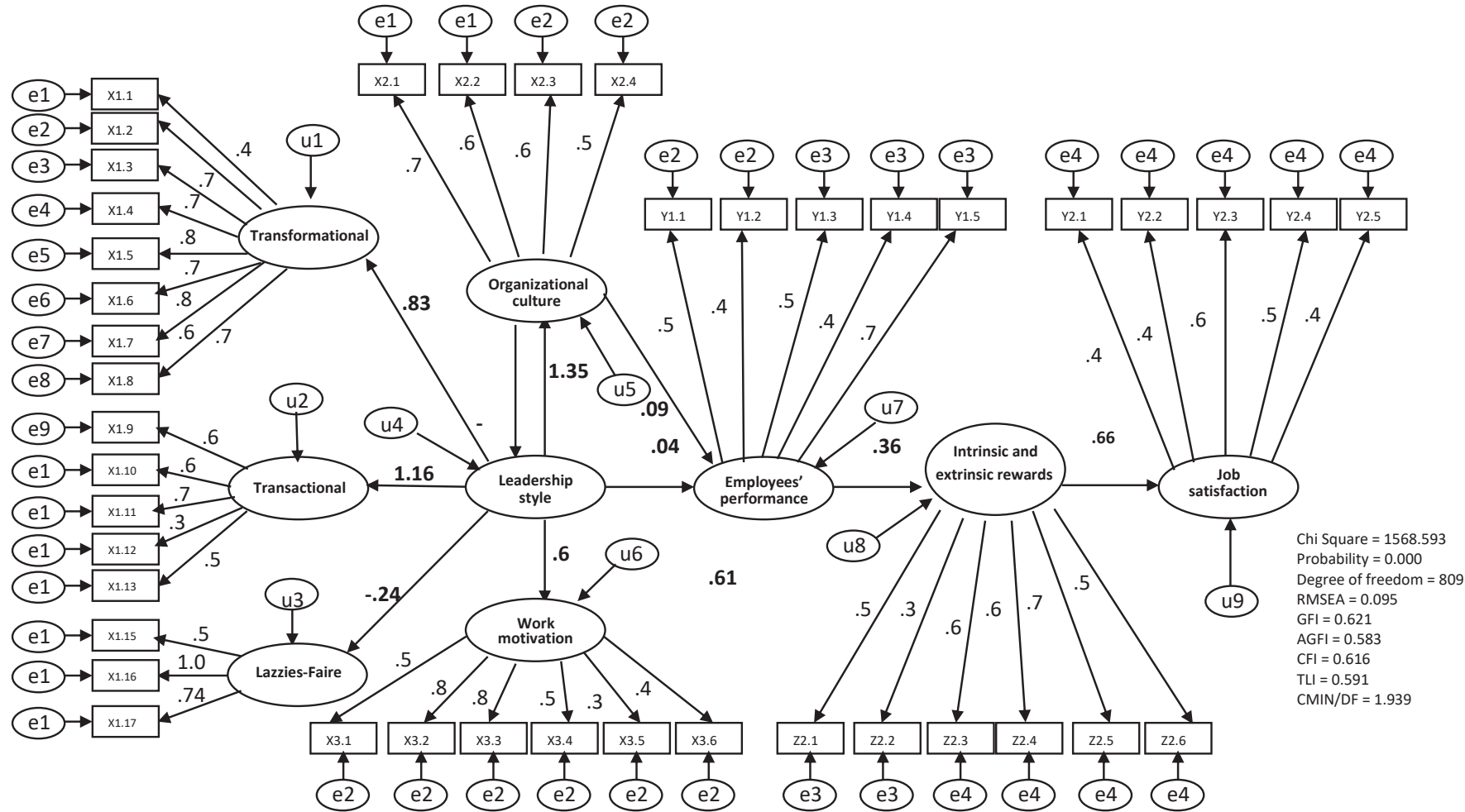
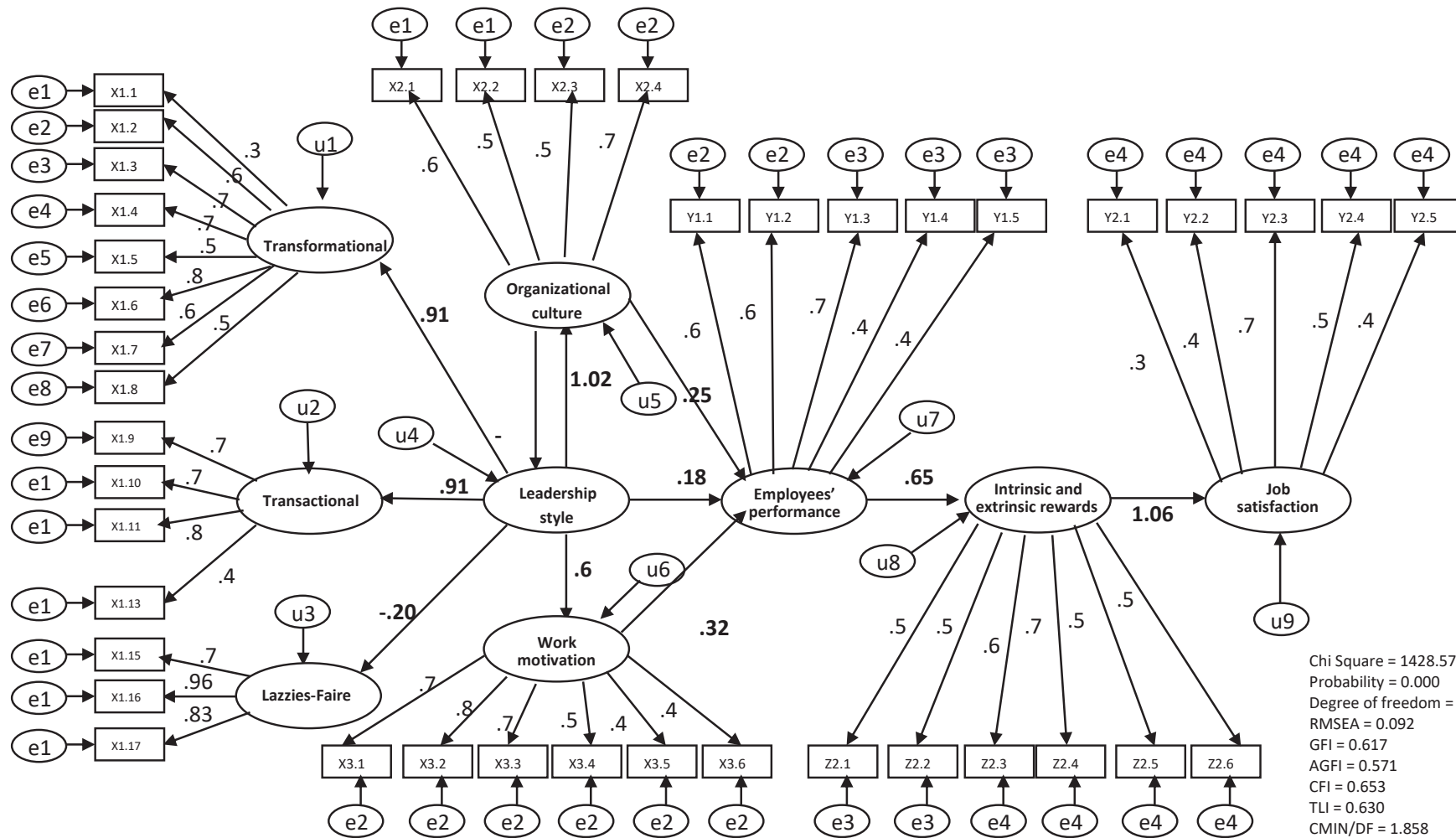


Figure 2. The results of early test of the relation between variables and male middle managers



Chi Square = 1428.572
 Probability = 0.000
 Degree of freedom = 769
 RMSEA = 0.092
 GFI = 0.617
 AGFI = 0.571
 CFI = 0.653
 TLI = 0.630
 CMIN/DF = 1.858

Figure 3. The results of early test of the relation between variables and female middle managers