


“Multi-agent modeling and simulation of a stock market”

AUTHORS

Mohamed Amine Souissi  <https://orcid.org/0000-0002-7319-6919>
Khalid Bensaid  <https://orcid.org/0000-0002-3310-1268>
Rachid Ellaia

ARTICLE INFO

Mohamed Amine Souissi, Khalid Bensaid and Rachid Ellaia (2018). Multi-agent modeling and simulation of a stock market. *Investment Management and Financial Innovations*, 15(4), 123-134. doi:[10.21511/imfi.15\(4\).2018.10](https://doi.org/10.21511/imfi.15(4).2018.10)

DOI

[http://dx.doi.org/10.21511/imfi.15\(4\).2018.10](http://dx.doi.org/10.21511/imfi.15(4).2018.10)

RELEASED ON

Friday, 09 November 2018

RECEIVED ON

Thursday, 22 March 2018

ACCEPTED ON

Thursday, 01 November 2018

LICENSE



This work is licensed under a [Creative Commons Attribution 4.0 International License](https://creativecommons.org/licenses/by/4.0/)

JOURNAL

"Investment Management and Financial Innovations"

ISSN PRINT

1810-4967

ISSN ONLINE

1812-9358

PUBLISHER

LLC “Consulting Publishing Company “Business Perspectives”

FOUNDER

LLC “Consulting Publishing Company “Business Perspectives”



NUMBER OF REFERENCES

38



NUMBER OF FIGURES

6



NUMBER OF TABLES

0

© The author(s) 2024. This publication is an open access article.



BUSINESS PERSPECTIVES



LLC "CPC "Business Perspectives"
Hryhorii Skovoroda lane, 10, Sumy,
40022, Ukraine

www.businessperspectives.org

Received on: 22nd of March, 2018

Accepted on: 1st of November, 2018

© Mohamed Amine Souissi, Khalid
Bensaid, Rachid Ellaia, 2018

Mohamed Amine Souissi, Ph.D.
Student, Islamic Financial
Engineering Laboratory (IFE Lab),
Laboratory of Applied Mathematical
Studies and Research (LERMA),
Mohammadia School of Engineering
(EMI) – Mohammed V University,
Morocco.

Khalid Bensaid, Ph.D., Islamic
Financial Engineering Laboratory
(IFE Lab), Laboratory of Applied
Mathematical Studies and Research
(LERMA), Mohammadia School of
Engineering (EMI) – Mohammed V
University, Morocco.

Rachid Ellaia, Professor, Islamic
Financial Engineering Laboratory
(IFE Lab), Laboratory of Applied
Mathematical Studies and Research
(LERMA), Mohammadia School of
Engineering (EMI) – Mohammed V
University, Morocco.



This is an Open Access article,
distributed under the terms of the
[Creative Commons Attribution 4.0](https://creativecommons.org/licenses/by/4.0/)
International license, which permits
unrestricted re-use, distribution,
and reproduction in any medium,
provided the original work is properly
cited.

Mohamed Amine Souissi (Morocco), Khalid Bensaid (Morocco),
Rachid Ellaia (Morocco)

MULTI-AGENT MODELING AND SIMULATION OF A STOCK MARKET

Abstract

The stock market represents complex systems where multiple agents interact. The complexity of the environment in the financial markets in general has encouraged the use of modeling by multi-agent platforms and particularly in the case of the stock market. In this paper, an agent-based simulation model is proposed to study the behavior of the volume of market transactions. The model is based on the case of a single asset and three types of investor agents. Each investor can be a zero intelligent trader, fundamentalist trader or traders using historical information in the decision making process. The goal of the study is to simulate the behavior of a stock market according to the different considered endogenous and exogenous variables.

Keywords

multi-agent systems, complexity, financial market,
trading, finance

JEL Classification

C63, C88, D53, G12

INTRODUCTION

The aim of this work is to use multi-agent modeling to simulate the behavior of a stock market. This will make it possible to study the evolution of liquidity in such an environment according to the different endogenous and exogenous variables of the model.

We recall that a stock market is a place of purchase and sale of financial products such as equities, bonds, derivatives, and any type of financial security. The term "financial markets" refers to several types of contracts relating to the different categories of financial products: bond markets, equity markets, money markets, derivatives markets, foreign exchange markets, commodity markets, insurance markets and other. For more information about the stock market, we can see Alexander et al. (2001), Campbell et al. (1997) and Lahrichi (2013).

In the financial markets, there are several types of players or agents (investors, banks, central bank...). There is a great interaction between these different market players via sales, purchases and exchanges of securities and financial products. In addition, the interaction between the different actors can also be indirect, because any decision or behavior of an agent impacts others. The agents of the market interact permanently with the external entourage, different news can thus influence and impact them (see, for example, Challet et al., 2005). The modeling of financial markets requires a good understanding of the characteristics of market agents, their behavior, their access to information, their interactions and their sensitivity to various exogenous factors. We can see, for instance, Palmer et al. (1997) and Lux et al. (1998).

In recent years, the approach of agent-based economic and financial analysis has advanced, providing a tool for understanding the complex phenomena observed in economic systems.

Agent-based models offer the opportunity to model behavioral problems and to study in this way the effect of agents' behavior on the market; prices are the result of the interaction of market players. They also offer the opportunity to study the dynamic, heterogeneous and adaptive behavior of market players and its impact on market dynamics. We can refer to LeBaron et al. (1999) and Levy et al. (2000) and Tesfatsion (2001), they emphasize the utility of representing traders as agents and studying how macro features emerge from agent interactions.

In this work we are interested in simulating a simplified stock exchange with three types of investors and one type of asset, in order to analyze the evolution of the exchange volumes in the market according to the types of investors.

We begin by a literature review and we will introduce our methodology using a modeling and multi-agent simulation with a focus on Netlogo, and we propose a model to simulate a stock market using Netlogo, and give some numerical results.

1. LITERATURE REVIEW

Several authors have focused on agent-based modeling and simulation to simulate the behavior of the financial market and the interactions between different agents. Indeed, it is clearly difficult to model and solve in an analytical way this type of problem. In economics, Kim and Markowitz were interested in studying the destabilizing potential of dynamic hedging strategies via Monte Carlo simulations of a relatively complex model (see Stigler, 1964).

Recently, modeling and in particular multi-agent modeling has become a very popular practice for the simulation of artificial markets (see Kim & Markowitz, 1989; Stauffer, 2001).

Financial markets represent complex systems where several agents interact constantly. Several classical analytical models have been developed to study and explain the behavior of financial markets, however, the complexity of the financial environment has encouraged modeling by multi-agent platforms. Authors claim that multi-agent modeling provides a better understanding of how observable properties in real markets emerge from interactions between agents.

Multi-agent modeling is a new discipline used to model complex systems in different domains. Multi-agent modeling requires the creation of a

system comprising individual agents and their environment (Macal et al., 2010). The interest of this practice is to be able to study the impact of variations at the micro level on the macro level. For more details, we can see Caldana et al. (2006), Boer-Sorban (2008), Derveeuw (2008), Macal et al. (2010), and Naciri et al. (2015). Modeling and simulation using multi-agent systems (MAS) can be applied to any system that can be broken down into a set of autonomous entities. There are applications in many fields such as the social sciences, ecology, biology, economics, finance and other.

These approaches attempt to model financial markets as systems competitive and autonomous interactive agents and focus on their learning dynamics, this can be found in Tesfatsion (2001, 2002) and LeBaron (2000).

Several works have emerged using multi-agent modeling as the "Santa Fe Artificial Stock" model developed in the 1990s at Santa Fe Institute (Palmer et al., 1999; LeBaron, 2002; Ehrentreich, 2003), Genua Artificial Stock Market (GASM) (Marchesi et al., 2000), Agent Based Model for Investment (ABMI), Business School (BS) and Baron's Model (BM) (Kumar et al., 2010; Naciri et al., 2016). More recently, multi-agent modeling was used also in Islamic finance, we can refer to the works developed by Al-Suwailem (2008). Many researches gave a survey of agent-based models for

the financial markets. We can refer to Ehrentreich (2003), Derveeuw (2008), Kumar et al. (2010), and Naciri et al. (2016).

For the simulation of a multi-agent model, there are several platforms such as: Netlogo, Agent Sheet, Ascape, Repast, Mason, Anylogic, Flame, Swarm, Starlogo ...

In this work, we opted for Netlogo. Indeed, several models of financial markets were simulated using the Netlogo platform, such as the works of Gonçalves in 2003 and 2005 “Artificial Financial Market”. On the other hand, several works have developed financial market conceptions with heterogeneous agents, the decisions of one or all of the agents are influenced by the decisions of their neighbors, while another party acts in a rational manner. We can see, for example, Caldana et al. (2006) who simulated with Netlogo a financial market with a single type of title and three different types of agents differentiated according to their type of behavior (imitator, fundamentalist and obstinate).

In this work, we are interested by the case of stock market with an order book and involving several types of traders (zero intelligent traders, fundamentalists and historicals). Before describing our proposed model, we will present in the following our methodology and we recall briefly some notions of multi-agent modeling.

2. METHODOLOGY

The objective of our work is to simulate the behavior of the stock market according to the behavior of investors: their knowledge of the market and their intelligence, which determine their type and the degree of their influence by endogenous variables such as macroeconomic liquidity, deficit banking and exogenous variables like risk aversion, or investment capacity. For some cases studies, we give numerical results using multi-agent modeling which it is the most suitable for a complex system such as a stock exchange market (see Tesfatsion, 2001, 2002; LeBaron, 2000). Analytic models do not generally allow for taking into account several factors especially the imitation weight in the decision.

As already specified for our simulation, we used Netlogo, a multi-agent programming language and a modeling environment, for the simulation of natural and social phenomena. It is a free, mature, stable and fast software with a history of 19 years of development (since 1999), used also for financial markets simulation (see Caldana et al., 2006).

In order to use multi agents modeling, we have to model different elements such as:

- initial system statutes;
- behavioral rules of agents (interactions, learning, adaptation...);
- rules for the development of the environment;
- different properties and characteristics of the system.

In the next subsection, we will present our proposed multi-agent model and the methodology we used in order to simulate the stock market and specifically the investor behavior. We will begin by defining the considered agents and then we present the complex considered system in our case.

2.1. Proposed model for stock market

We propose a multi-agent model for simulating the investor behavior. It allows agents of the “investors” model to place orders at the stock exchange level in order to buy or sell quantities of financial security. These agents interact with each other and make decisions based on a number of management rules, which depend on two variable types:

- exogenous variables:
 - macroeconomic liquidity (deficit banking system...);
 - transparency of the market;
 - economic conditions (GDP, mass of listed companies...);
- endogenous variables:
 - risk aversion;
 - knowledge of the market;
 - investment capacity.

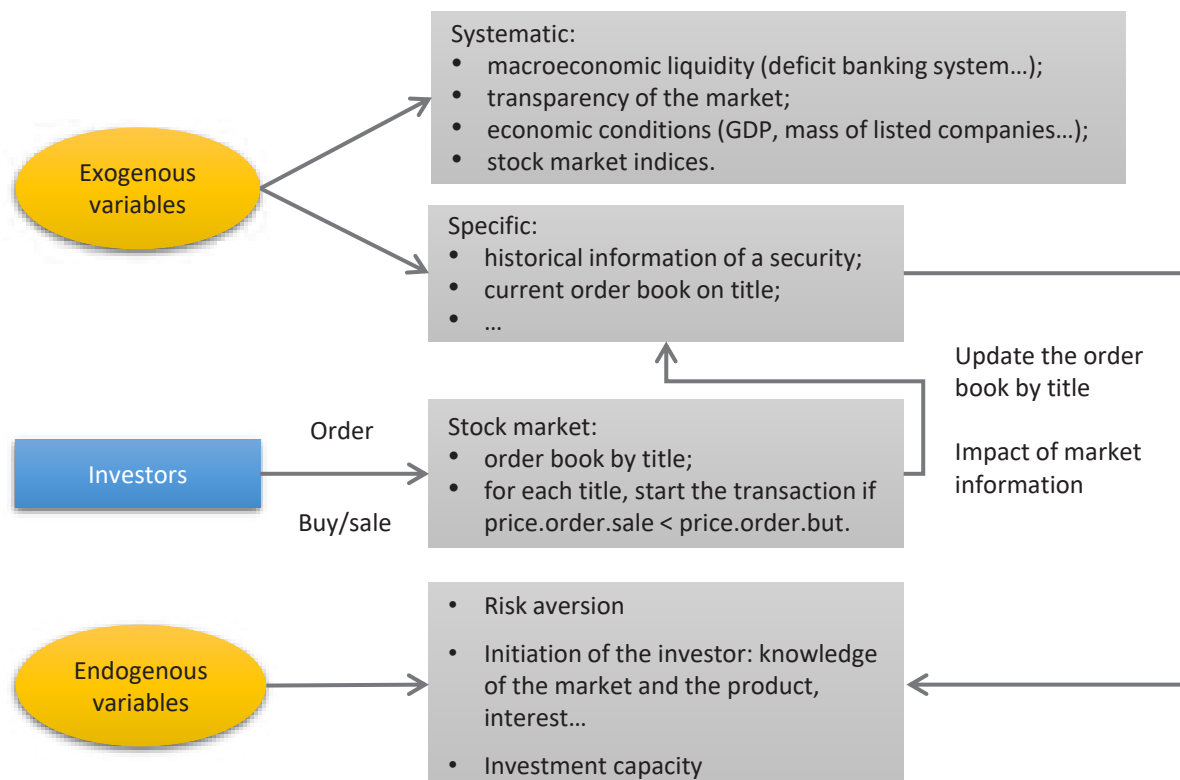


Figure 1. Schematic diagram of the buying/selling decision-making by the agent (investor)

The decisions of each agent are also influenced by the decisions of his neighbors. The schematic diagram of our system is presented in Figure 1.

In an attempt to simulate a stock exchange system based on an order book, we consider a group of 1,000 individual investors, where each investor can be a zero intelligent trader, fundamentalist trader or trader using historical information in the decision-making process, and owns the following properties:

- initial amount of cash (uniformly distributed);
- initial portfolio (number of held shares);
- weight of relative decision (imitation weight in the decision).

We consider also that the order book system allows to confront demand and supply and adjust the price in an asynchronous way.

The decision-making process of each type of traders can be described as follows:

- for the zero intelligent traders: decide randomly the side of market and the amount to trade;

- for the fundamentalist trader: decide randomly the side of market and decide an amount around the fundamental value of the asset (fundamental value simulated using a random walk);
- for the trader using the historical information: the decision is made based on a comparison between the average of the short-term price and average of the long-term price to detect the trend.

The relative behavior impacts the intention of each agent by influencing the choice of the side of market regarding a group reference intention composed of the mean of the intentions of all neighbors.

We use Netlogo in order to implement the proposed agent-based model. The agents are modelled as turtles on a landscape. Each agent has an initial wealth (cash + portfolio).

Each period (day), every agent decides a side of market and amount to trade regarding his type and his individual characteristics.

The proposed system confronts the supply and demand and adjusts the asset price in an asynchronous way.

Each period, the wealth of the agents is updated according to the occurred cash flows and investment decision. Bankruptcy occurs when, at the end of a period, the wealth of an agent is equal to zero, it would reset all variables to zero, and the bankrupt agent is out of the economy.

2.2. Program description, input and output and variables

In this subsection, we describe the model implemented on Netlogo platform, we specify the input parameters, the global variables, agent variables, the procedures used and also the outputs.

2.2.1. Input parameters:

User in Netlogo interface sets these global parameters:

- *agents-number* is used to set the number of the agents;
- *initial-wealth* is used to set the maximum of the uniformly distributed wealth;
- *initial-portfolio* is used to set the maximum of the uniformly distributed shares;
- *max-talking-price* is used to set the maximum of talking price for the zero intelligent traders;
- *max-decision* is used to set the maximum of amount to trade for the zero intelligent traders;
- *weight* is used to set the weight of the relative behavior of agents;
- *F-precision* is used to set the precision of the fundamental value for the fundamentalist traders;
- *Z* is used to set the percentage of the zero intelligent traders;
- *Ex* is used to set the percentage of the fundamentalist traders (*En*: the percentage of the traders using the historical information is determined from *Z* and *Ex*).

2.2.2. Global variables:

- *totAsk*: total demand;
- *totBid*: total supply;
- *clock*: clock;

- *price*: current market price;
- *p-1*: last price;
- *price-vector*: all prices in a list;
- *rent-vector*: all returns in a list;
- *rent*: variation of rate of the value;
- *random-walk-vector*: the historical prices of the fundamental value in a list;
- *random-walk*: used to create a random walk;
- *mct*: the average short-term price;
- *mlt*: the average long-term price;
- *activate*: used as an activation threshold in the decision-making process of the historical traders.

2.2.3. Agent variables:

Traders represent the agents of the model. Each trader has a number of variables used at the model:

- *talking-price*: talking price of the trader;
- *talk*: talk or not;
- *decision*: quantity to trade of the trader;
- *intention*: seller or buyer?
- *duration*: duration of order;
- *decision-1*: last taken decision;
- *intention-1*: last decided intention;
- *talk-1*: last chosen talk;
- *duration-1*: last decided duration;
- *wealth*: wealth of each agent;
- *cash*: cash of each agent;
- *portfolio*: number of held shares;
- *lambda*: weight of relative decision;
- *ref-grp-intention-1*: last reference group intention;
- *ref-grp-decision-1*: last reference group decision;
- *bankrupt*: bankruptcy indicator;
- *T*: type of each trader (*Z*, *En* or *Ex*).

2.2.4. Procedures:

- *to set up*: used to initialize all the agents and global variables according to the input parameters. Traders are distributed by type according to the input parameters;
- *to go*:
 - step 1: call procedure *do-random-walk*;
 - step 2: call procedures *make-decision* and *execute-orders* for each agent;

- step 3: call procedure bankruptcy;
 - step 4: call procedure cancel-orders for talking agents;
 - step 5: reset and tick;
- to do-random-walk: creates the fundamental value of the asset using a random walk based on a normal distribution (0.3);
 - to make-decision: decides the intention and the amount to trade for each trader regarding his type (randomly for the zero intelligent traders, around the fundamental value for the fundamentalists and using the comparison between the average short-term price and average long-term price for the traders using historical information);
 - to execute-orders: confronts demand and supply and adjusts the price in asynchronous way;
 - to cancel-orders: sets the decision, intention, talk and decision to zero;
 - to bankrupt: if the agent wealth is inferior to zero, he is going bankrupt.

2.2.5. Flow chart

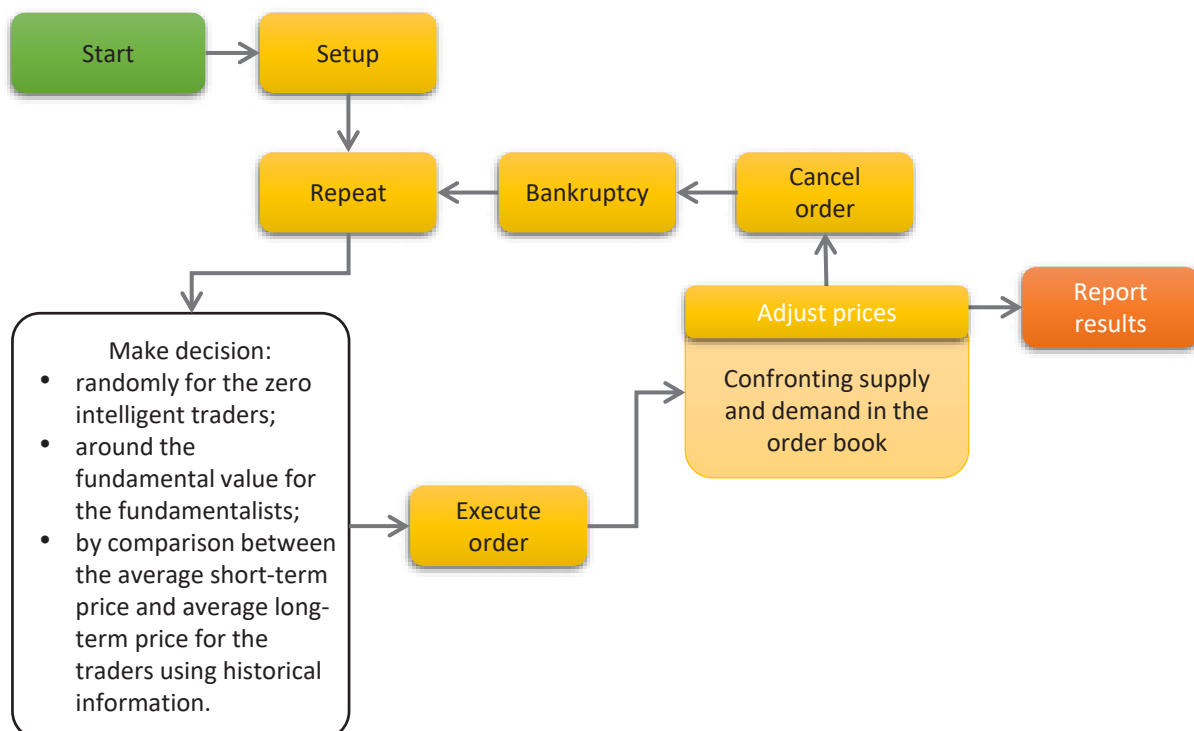


Figure 2. Flow chart of the algorithm implemented for the developed model

2.2.6. Outputs

Several indicators reflect the evolution of the market:

- price level: chart of the price curve;
- volume: the traded volume chart;
- bid/ask: supply and demand chart;
- standard deviation of prices: chart of the standard deviation of prices to measure the volatility.

3. RESULTS

In this section, we will present four study cases to analyze the evolution of stock market indicators (volatility, volume, price level, bankruptcy).

3.1. Case 1:

- zero intelligent traders percentage: 100%;
- fundamentalist traders percentage: 0%;
- historic traders percentage: 0%;
- weight of relative decision: 0.

The evolution of stock market indicators (volatility, volume, price level, bankruptcy) in this case is described in Figure 3.

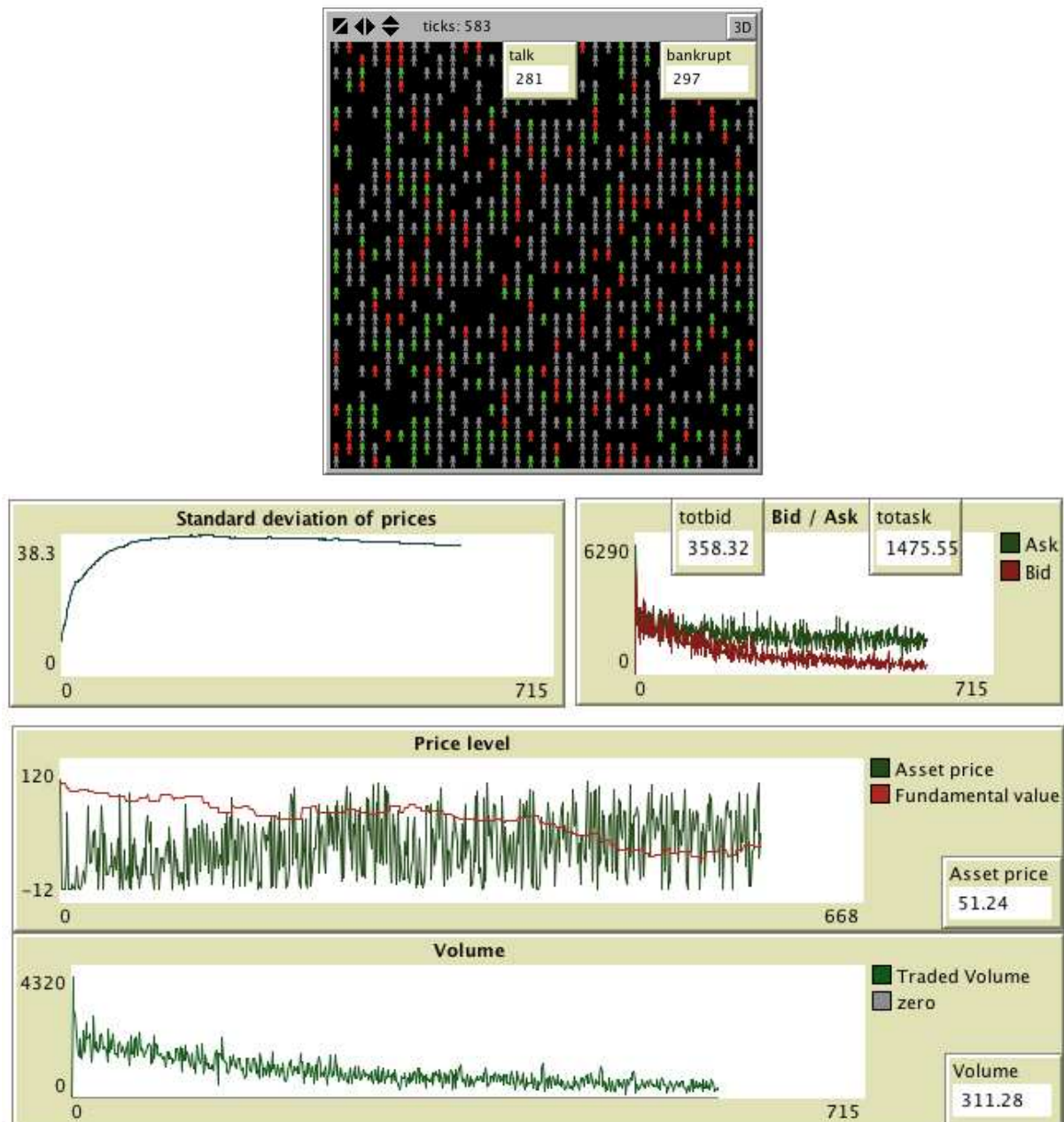


Figure 3. The evolution of stock market indicators (volatility, volume, price level, bankruptcy) in the case 1

3.2. Case 2:

- zero intelligent traders percentage: 10%;
- fundamentalist traders percentage: 50%;
- historic traders percentage: 40%;
- weight of relative decision: 0.

The evolution of stock market indicators (volatility, volume, price level, bankruptcy) in this case is described in Figure 4.

3.3. Case 3:

- zero intelligent traders percentage: 4%;
- fundamentalist traders percentage: 70%;
- historic traders percentage: 26%;
- weight of relative decision: 0.

The evolution of stock market indicators (volatility, volume, price level, bankruptcy) in this case is described in Figure 5.

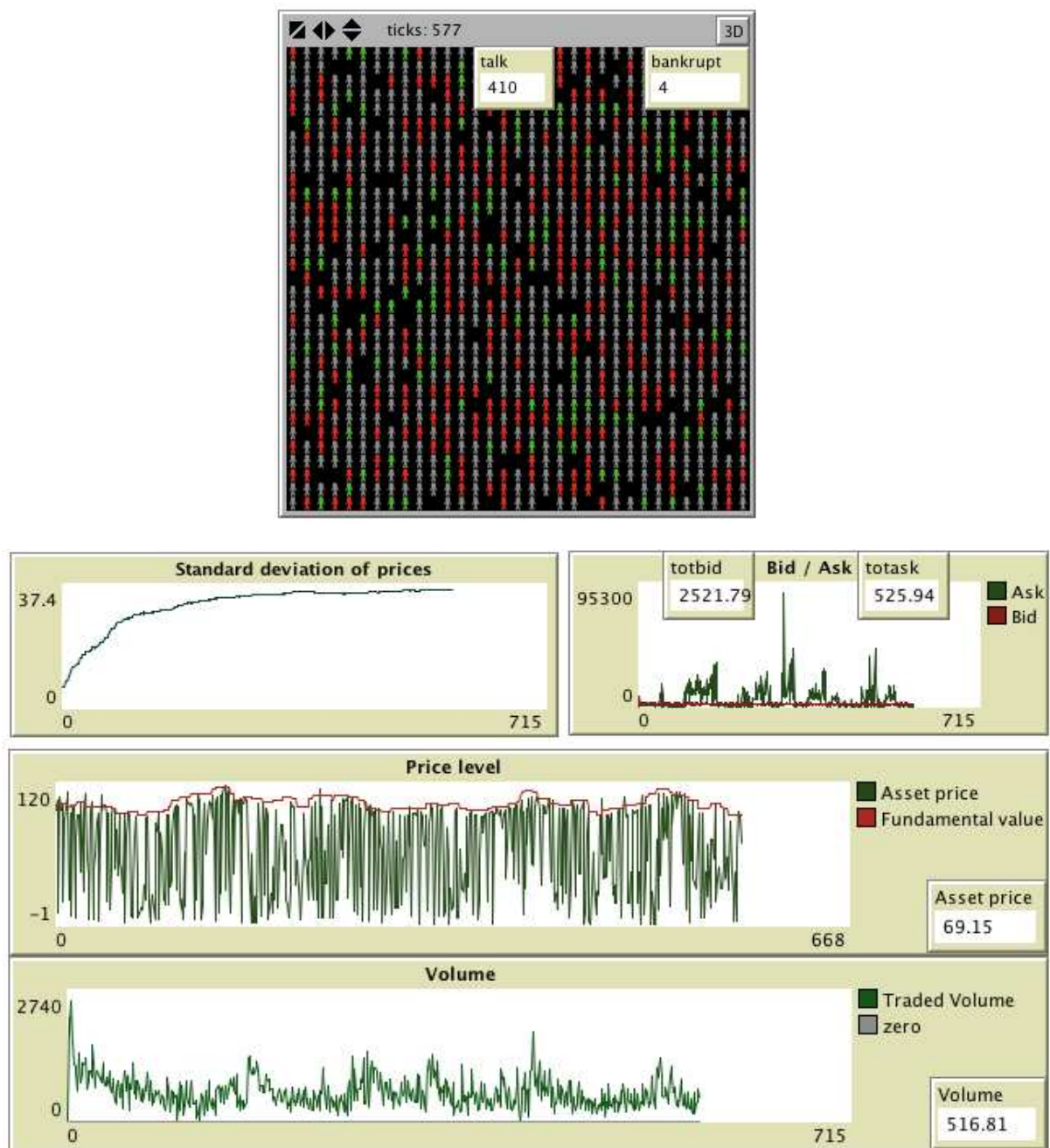


Figure 4. The evolution of stock market indicators (volatility, volume, price level, bankruptcy) in the case 2

3.4. Case 4:

- zero intelligent traders percentage: 4%;
- fundamentalist traders percentage: 70%;
- historic traders percentage: 26%;
- weight of relative decision: 50%.

The evolution of stock market indicators (volatility, volume, price level, bankruptcy) in this case is described in Figure 6.

4. DISCUSSION

We notice that a system composed from 100% of zero intelligent traders leads to the chaos and high level of volatility of 44, and 30% of traders go bankrupt after 600 periods. The volume is decreasing consequently.

In the case where there are 10% of zero intelligent traders, they still influence the level of volatility

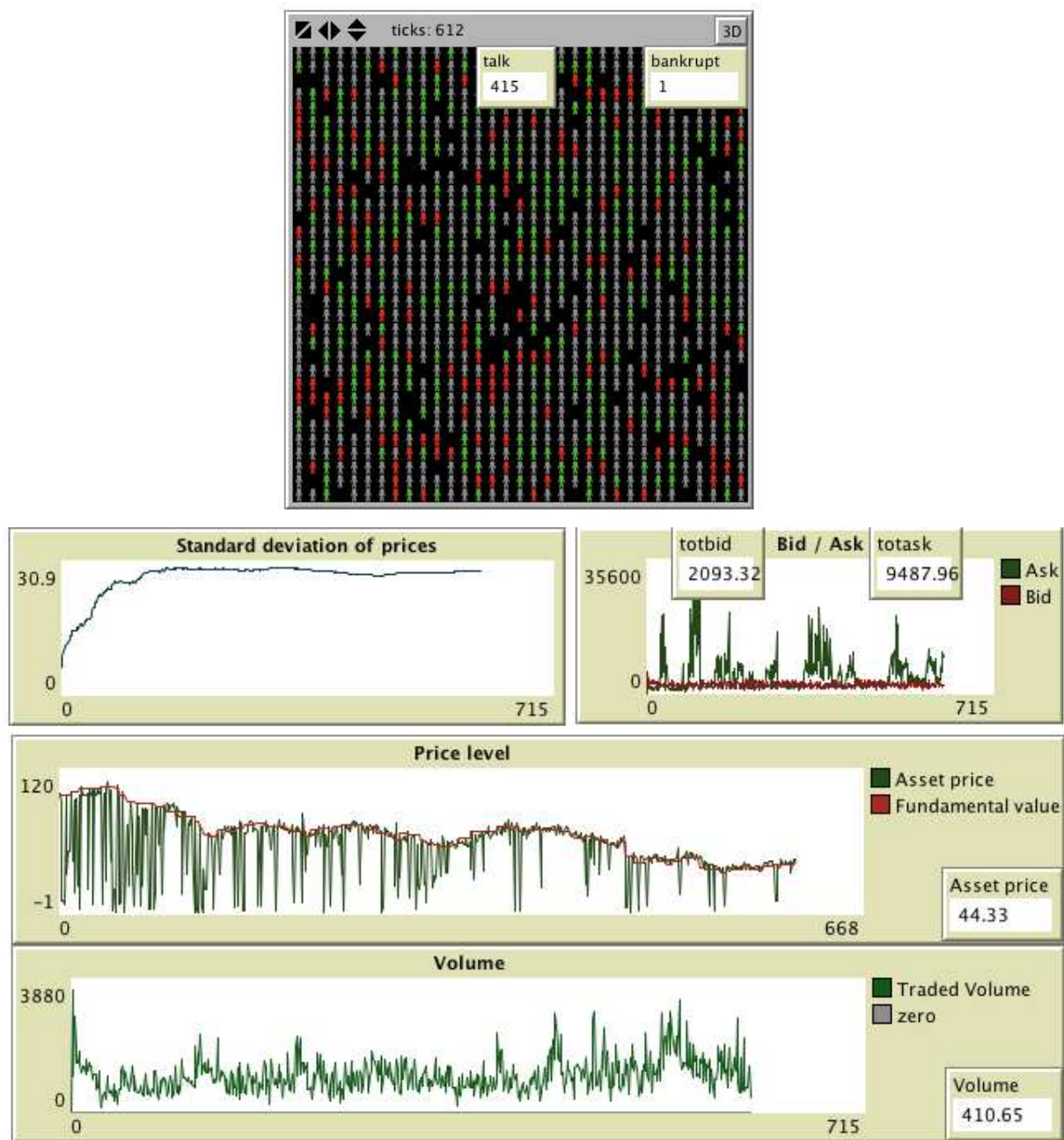


Figure 5. The evolution of stock market indicators (volatility, volume, price level, bankruptcy) in the case 3

($37 < 4$), but the stylized facts of the volume begin to appear as we have a mix of traders types. The percentage of bankrupt traders is 4%, as 90% of them are cognitive.

This third case confirms how reducing the percentage of the zero intelligent traders (4%) influences positively the stability of the price (STD = 30 instead of 44). The dynamics of the trade volumes still shows the stylized facts observed in the real markets.

In the last case, we are interested in simulating the impact of the relative behavior (50%) on the market stability, we notice that the imitation mechanism leads to high volatility levels (STD = 36 instead of 30) compared to a simulation without this mechanism. However, the high level of volatility didn't impact the percentage of bankrupt agent in this case.

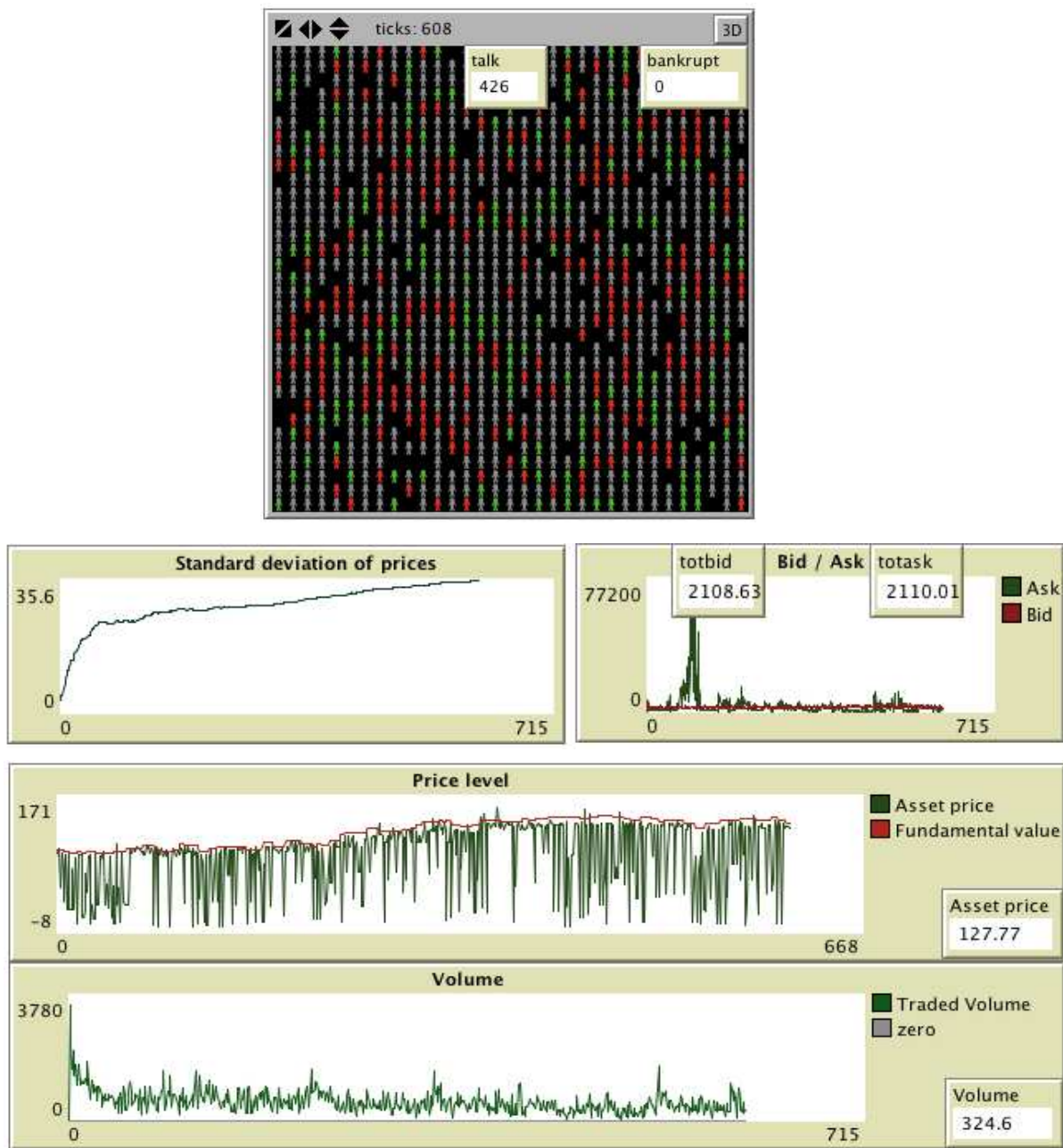


Figure 6. The evolution of stock market indicators (volatility, volume, price level, bankruptcy) in the case 4

CONCLUSION

The proposed model allows to study the behavior of the agents in the simulation of a stock market with order book. We focused on the type of behavior of the traders and its influence on the decision-making. The different simulations allowed us to obtain interesting results. We notice that the stability of the market is strongly impacted by the distribution of traders types and the introduction of imitation mechanism.

Indeed, the existence of zero intelligent traders (speculative traders) is one of the factors that can lead to the market instability and high volatility levels. The introduction of the imitation mechanism also confirms the negative impact of herding behavior on the market stability, as well as the bankruptcy rate.

As a perspective of this work, we project to study the sensitivity of some stock market indicators according to the various parameters of the model, and to study the impact of the introduction of other types of traders on the stability of the stock market. Otherwise, the developed model can be generalized for the simulation of other components of the financial market and other kinds of financing. On the other hand, we can use this approach to modelling and simulate behavior of an Islamic stock market.

ACKNOWLEDGEMENTS

We would like to thank Pr. M. Tkiouat and Pr. Y. Lahrichi for the many interesting exchanges that contributed to the success of this work.

REFERENCES

- Alexander, G. J., Sharpe, W. F., & Bailey, J. V. (2001). *Fundamentals of investments* (3rd ed.). Pearson College Division. Retrieved from <https://www.pearson.com/us/higher-education/program/Alexander-Fundamentals-of-Investments-3rd-Edition/PGM211099.html>
- Al-Suwailem, S. I. (2008). *Islamic Economics in a Complex World: Explorations in Agent-based Simulation* (No. 238). The Islamic Research and Teaching Institute (IRTI). Retrieved from <https://econpapers.repec.org/paper/ri-sirtiop/0238.htm>
- Arthur, W. B., Holland, J. H., LeBaron, B., Palmer, R., & Tayler, P. (1997). Asset pricing under endogenous expectations in an artificial stock market. *Econ. Notes*, 26, 297-330. Retrieved from <https://econpapers.repec.org/RePEc:att:wimass:9625>
- Boer-Sorban, K. (2008). *Agent-based simulation of financial markets: a modular, continuous-time approach*. Erasmus University Rotterdam. Retrieved from <https://hdl.handle.net/1765/10870>
- Caldana, M., Cova, P., & Viano, U. (2006). *Multiagent*. Retrieved from <http://ccl.northwestern.edu/netlogo/models/community/multiagent>
- Campbell, J. Y., Lo, A. W., & MacKinlay, A. C. (1997). *The Econometrics of Financial Markets*. Princeton University Press. Retrieved from <https://press.princeton.edu/titles/5904.html>
- Challet, D., Marsili, M., & Zhang, Y. C. (2013). *Minority games: interacting agents in financial markets* (OUP Catalogue number 9780199686698 Oxford University Press). <https://ideas.repec.org/b/oxp/obooks/9780199686698.html>
- Chen, S. H., & Yeh, C. H. (2002). On the emergent properties of artificial stock markets: the efficient market hypothesis and the rational expectations hypothesis. *Journal of Economic Behavior & Organization*, 49(2), 217-239. [https://doi.org/10.1016/S0167-2681\(02\)00068-9](https://doi.org/10.1016/S0167-2681(02)00068-9)
- Chiarella, C., Dieci, R., & Gardini, L. (2002). Speculative behaviour and complex asset price dynamics: a global analysis. *Journal of Economic Behavior & Organization*, 49(2), 173-197. [https://doi.org/10.1016/S0167-2681\(02\)00066-5](https://doi.org/10.1016/S0167-2681(02)00066-5)
- Derveeuw, J. (2008). *Simulation multi-agents de marchés financiers* (Doctoral dissertation, Université des Sciences et Technologie de Lille – Lille I). Retrieved from <http://www.lifl.fr/SMAC/publications/pdf/these-julien-derveeuw.pdf>
- Ehrentreich, N. (2003). *A corrected version of the santa fe institute artificial stock market model* (Complexity, 23). Retrieved from <https://philpapers.org/rec/EHRACV>
- Gonçales Carlos Pedro (2003). *Artificial Financial Market*. Retrieved from <http://ccl.northwestern.edu/netlogo/models/community/Artificial%20Financial%20Market>
- Gonçales Carlos Pedro (2005). *Artificial Financial Market II – Tail Risk*. Retrieved from <http://ccl.northwestern.edu/netlogo/models/community/Artificial%20Financial%20Market%20II%20-%20Tail%20Risk>
- Kim, G. R., & Markowitz, H. (1989). Investment rules, margin, and market volatility. *Journal of Portfolio Management*, 16(1), 45-52. <https://doi.org/10.3905/jpm.1989.409233>
- Kumar, P. N., Jha, A., Gautham, T. K., Mohan, J., Rama Subramanian, A. J., & Mohandas, V. P. (2010). A survey of call market (discrete) agent based artificial stock markets. *Int. J. Comput. Sci. Eng.*, 2(09), 3025-3032. Retrieved from https://www.researchgate.net/profile/v_mohandas/publication/50235178_a_survey_of_call_market_discrete_agent_based_artificial_stock_markets/links/0c96053a2caf986f64000000/a-survey-of-call-market-discrete-agent-based-artificial-stock-markets.pdf
- Lahrichi, Y. (2013). *Marchés financiers: bourse, portefeuille & produits dérivés*. Afrique Orient.
- LeBaron, B. (2000). Agent-based computational finance: Suggested readings and early research. *Journal of Economic Dynamics and Control*, 24(5-7), 679-702. [https://doi.org/10.1016/S0165-1889\(99\)00022-6](https://doi.org/10.1016/S0165-1889(99)00022-6)
- LeBaron, B. (2001). A builder's guide to agent-based financial

- markets. *Quantitative Finance*, 1(2), 254-261. <https://doi.org/10.1088/1469-7688/1/2/307>
19. LeBaron, B. (2001). Empirical regularities from interacting long-and short-memory investors in an agent-based stock market. *IEEE transactions on evolutionary computation*, 5(5), 442-455. <https://doi.org/10.1109/4235.956709>
 20. LeBaron, B. (2001). Evolution and time horizons in an agent-based stock market. *Macroeconomic Dynamics*, 5(02), 225-254. Retrieved from <https://search.proquest.com/openview/665d37f86bb400b5a277b5ca46fed95e/1?pq-origsite=gscholar&cbl=32954>
 21. LeBaron, B. (2002). *Building the Santa Fe artificial stock market* (Working Paper, Graduate). School of International Economics and Finance, Brandeis. Retrieved from <http://citeseerx.ist.psu.edu/viewdoc/summary?doi=10.1.1.130.6439>
 22. LeBaron, B. (2011). Active and passive learning in agent-based financial markets. *Eastern Economic Journal*, 37(1), 35-43. <https://doi.org/10.1057/eej.2010.53>
 23. Levy, H., Levy, M., & Solomon, S. (2000). *Microscopic simulation of financial markets: from investor behavior to market phenomena*. Elsevier.
 24. Lovric, M. (2011). *Behavioral finance and agent-based artificial markets*. Erasmus University Rotterdam. Retrieved from <http://hdl.handle.net/1765/22814>
 25. Lux, T., & Marchesi, M. (1999). Scaling and criticality in a stochastic multi-agent model of a financial market. *Nature*, 397(6719), 498-500. <https://doi.org/10.1038/17290>
 26. Lux, T., & Marchesi, M. (2000). Volatility clustering in financial markets: a microsimulation of interacting agents. *International journal of theoretical and applied finance*, 3(04), 675-702. <https://doi.org/10.1142/S0219024900000826>
 27. Macal, C. M., & North, M. J. (2010). Tutorial on agent-based modelling and simulation. *Journal of Simulation*, 4(3), 151-162. <https://doi.org/10.1057/jos.2010.3>
 28. Marchesi, M., Cincotti, S., Focardi, S., & Raberto, M. (2000). *Development and testing of an artificial stock market*. Proceedings Urbino. Retrieved from <http://www.smartquant.com/references/MultiAgent/agent3.pdf>
 29. Naciri, N., & Tkouat, M. (2016). Economic Agent Based Models. *International Journal of Applied Engineering Research*, 11(8), 5492-5502. Retrieved from https://www.researchgate.net/publication/319097517_Economic_agent_based_models_Review
 30. Naciri, N., & Tkouat, M. (2015). Understanding complexity in economic systems with agent based modeling. *International Journal of Latest Research in Science and Technology*, 4(3), 28-31. Retrieved from http://www.mnkjournals.com/ijlrst_files/Download/Vol%204%20Issue%203/5-18-11062015%20Understanding%20Complexity%20in%20Economic%20Systems%20with%20Agent%20Based%20Modeling.pdf
 31. Palmer, R. G., Arthur, W. B., Holland, J. H. et al. (1999). An artificial stock market. *Artif Life Robotics*, 3(1), 27-31. <https://doi.org/10.1007/BF02481484>
 32. Raberto, M., Cincotti, S., Focardi, S. M., & Marchesi, M. (2001). Agent-based simulation of a financial market. *Physica A: Statistical Mechanics and its Applications*, 299(1-2), 319-327. [https://doi.org/10.1016/S0378-4371\(01\)00312-0](https://doi.org/10.1016/S0378-4371(01)00312-0)
 33. Samanidou, E., Zschischang, E., Stauffer, D., & Lux, T. (2007). Agent-based models of financial markets. *Reports on Progress in Physics*, 70(3), 409. <https://doi.org/10.1088/0034-4885/70/3/R03>
 34. Stauffer, D. (2001). Percolation models of financial market dynamics. *Advances in Complex Systems*, 4(01), 19-27. <https://doi.org/10.1142/S0219525901000061>
 35. Stigler, G. J. (1964). Public regulation of the securities markets. *The Journal of Business*, 37(2), 117-142. Retrieved from <https://www.jstor.org/stable/2351027>
 36. Tesfatsion, L. (2001). Introduction to the special issue on agent-based computational economics. *Journal of Economic Dynamics and Control*, 25(3-4), 281-293. [https://doi.org/10.1016/S0165-1889\(00\)00027-0](https://doi.org/10.1016/S0165-1889(00)00027-0)
 37. Tesfatsion, L. (2001). Agent-based computational economics: A brief guide to the literature. In *Reader's Guide to the Social Sciences* (Volume 1). Fitzroy-Dearborn. Retrieved from <http://www2.econ.iastate.edu/tesfatsi/aceintro.pdf>
 38. Tesfatsion, L. (2002). Agent-based computational economics: Growing economies from the bottom up. *Artificial life*, 8(1), 55-82. <https://doi.org/10.1162/106454602753694765>