





“Impact of the Basel IV framework on securitization and performance of commercial banks in South Africa”

AUTHORS	Damilola Oyetade  https://orcid.org/0000-0003-0120-5385 Adefemi A. Obalade  https://orcid.org/0000-0001-6062-1632 Paul-Francois Muzindutsi  https://orcid.org/0000-0002-4819-8218
ARTICLE INFO	Damilola Oyetade, Adefemi A. Obalade and Paul-Francois Muzindutsi (2020). Impact of the Basel IV framework on securitization and performance of commercial banks in South Africa. <i>Banks and Bank Systems</i> , 15(3), 95-105. doi: 10.21511/bbs.15(3).2020.09
DOI	http://dx.doi.org/10.21511/bbs.15(3).2020.09
RELEASED ON	Thursday, 27 August 2020
RECEIVED ON	Friday, 12 June 2020
ACCEPTED ON	Wednesday, 05 August 2020
LICENSE	 This work is licensed under a Creative Commons Attribution 4.0 International License
JOURNAL	"Banks and Bank Systems"
ISSN PRINT	1816-7403
ISSN ONLINE	1991-7074
PUBLISHER	LLC “Consulting Publishing Company “Business Perspectives”
FOUNDER	LLC “Consulting Publishing Company “Business Perspectives”



NUMBER OF REFERENCES

46



NUMBER OF FIGURES

0



NUMBER OF TABLES

5

© The author(s) 2025. This publication is an open access article.



BUSINESS PERSPECTIVES



LLC "CPC "Business Perspectives"
Hryhorii Skovoroda lane, 10,
Sumy, 40022, Ukraine
www.businessperspectives.org

Received on: 12th of June, 2020

Accepted on: 5th of August, 2020

Published on: 27th of August, 2020

© Damilola Oyetade,
Adefemi A. Obalade, Paul-Francois
Muzindutsi, 2020

Damilola Oyetade, Ph.D. Candidate
(Finance), School of Accounting,
Economics and Finance, University of
KwaZulu-Natal, South Africa.

Adefemi A. Obalade, Postdoctoral
Research Fellow (Finance), School of
Accounting, Economics and Finance,
University of KwaZulu-Natal, South
Africa.

Paul-Francois Muzindutsi, Associate
Professor of Finance, School of
Accounting, Economics and Finance,
University of KwaZulu-Natal, South
Africa. (Corresponding author)



This is an Open Access article,
distributed under the terms of the
[Creative Commons Attribution 4.0
International license](https://creativecommons.org/licenses/by/4.0/), which permits
unrestricted re-use, distribution, and
reproduction in any medium, provided
the original work is properly cited.

Conflict of interest statement:

Author(s) reported no conflict of interest

Damilola Oyetade (South Africa), **Adefemi A. Obalade** (South Africa),
Paul-Francois Muzindutsi (South Africa)

IMPACT OF THE BASEL IV FRAMEWORK ON SECURITIZATION AND PERFORMANCE OF COMMERCIAL BANKS IN SOUTH AFRICA

Abstract

Securitization has been used as a tool for bank funding, liquidity, risk management, and performance for over two decades. However, securitization activities were negatively affected by the recent financial crises, which led to stricter regulations of banks' off-balance-sheet activities. This study examined the possible impacts of the Basel IV capital requirements on securitization activities and the performance of commercial banks in South Africa if implemented. The study used aggregated financial data of selected South African commercial banks to create a sample representative projection as if the selected banks had implemented the Basel IV capital requirements between 2002 and 2018. The simulated data were analyzed and compared to Basel III data using panel data analysis under certain assumptions, while other conditions held constant. The results revealed that the implementation of the Basel IV capital requirements will have a significant positive impact on securitization activities of commercial banks in South Africa. However, higher capital requirements of Basel IV may have no significant impact on performance of securitizing banks but it can protect banks from securitization exposure.

Keywords

securitization, Basel regulations, bank risk, risk-weighted assets

JEL Classification

G18, G21, G28

INTRODUCTION

Securitization involves the pooling of traditional class assets of banks (mortgage loans, commercial loans, credit card loans), bundling and selling in units by another entity known as special purpose vehicle (SPV) to investors in the securitization market with the aim of securing immediate liquidity (Jablecki, 2009). Consequently, banks can use the securitization process to take risks by holding unduly low capital reserves that are not commensurate with their risk exposures. This was observed among certain US banks during the 2000s and was among the factors that led to the 2008 global financial crisis (Balin, 2008).

South Africa is a leader with securitization from financial and non-financial originators in Africa (The Banking Association South Africa, 2019). The South African securitization market was not adversely affected by the 2008 financial crisis due to the strong national financial compliance and securitization regulations (Prinsloo, 2009), which prevented ill-conceived securitization practices in countries experiencing the negative effects of the financial crises. In addition, South African banks that engage in securitization are diversified and are highly capitalized (Moyo & Firer, 2008; Nkopane, 2017). Despite this,

securitization activities from commercial banks in South Africa declined in the same year of the global financial crises, while securitization activities by non-financial institutions in South Africa continued to grow (Bloomberg Online Database, 2019; White, 2011). White (2011) attributed the cause of decline to the implementation of the Basel II accord in 2008, which forced South African commercial banks to implement conservative risk management measures. As a result, the upgrade in risk management in accordance with one of the three pillars of Basel II led to fewer securitization activities from the South African banks compared to the banks in developed markets (Prinsloo, 2009; White, 2011).

The Basel Committee on Bank Supervision was established in 1974, and since its inception, has established a series of regulations on capital and liquidity requirements commonly known as Basel Accords. The first Basel accord is known as Basel I introduced in 1988, followed by Basel II in 2004, Basel III in 2009–2010 and the latest accord – Basel IV in 2016 with its implementation date set to be in the year 2022 with the aims of increasing bank resilience, promoting financial stability and restoring stakeholders' confidence (BCBS, 2017a; BCBS, 2016b; and Munoz & Soler, 2017). The Basel IV accord introduces the standardization of risk-weighted assets for comparability and reliability of capital ratios (BCBS, 2016b; Munoz & Soler, 2017). In addition to the Basel IV capital requirements, the Basel Committee also introduced a new securitization framework (STC) in 2016 in an attempt to re-establish securitization activities to support loans provisions from banks and to improve banks' access to funding through securitization as it was before the financial crises (BCBS, 2016a). STC is expected to eliminate the overly complex securitization process and limit the use of credit rating agencies in existence (BCBS, 2016a).

South Africa is a Basel member country, and, in principle, Basel member countries are obliged to comply with the changes in the Basel capital requirements (Beck, Jones, & Knaack, 2019). South African banks were not affected by the recent financial crisis of 2008 due to their strong compliance with Basel regulation, however, securitization activities of commercial banks declined from 2008 as conservative risk measures of Basel II were adopted (The Banking Association South Africa, 2019; White, 2011). It is a matter for further research whether Basel IV will improve or deteriorate the securitization activities of the South African banks. This study, thus, investigates the impact of Basel IV on securitization activities and performance of securitizing banks of South African banks if adopted.

1. LITERATURE REVIEW

There exists a wide literature on the nexus between capital and bank performance. This section presents the reports of the existing theories and empirical studies on the relationship between Basel capital and securitization and bank performance.

1.1. Theoretical literature

Early theories suggested that securitization provided a means for transferring and reducing credit risk and allowed banks to specialize in activities in which they had no comparative advantage (Greenbaum & Thakor, 1987; Pavel & Phillis, 1987). A bank may be able to use securitization to improve its performance by lowering funding costs, improved credit risk management, and enhanced profitability (Casu, Clare, Sarkisyan, & Thomas, 2013). Proponents of securitization, govern-

ments, and banks maintained that securitization helped improve bank performance (Goddard, Liu, Molyneux, & Wilson, 2013). Securitization is important for banks because it enables them to take more risk, improve their liquidity positions, and can also be used as a tool to achieve minimum capital requirements through regulatory capital arbitrage (Jablecki, 2009). One of the theories that explain securitization is the regulatory capital arbitrage. The theory suggests that banks engage in securitization by trading their loans that require at least 8 percent capital backing for government securities that requires 0 percent capital backing (Haubrich & Wachtel, 1993; Jablecki, 2009). The regulatory capital arbitrage theory proposes that banks securitize quality loans with less risk and retain risky loans on their books (Bakoush, Abouarab, & Wolfe, 2019; Dionne & Harchaoui, 2008). Subsequently, Keys, Mukherjee, Seru, and Vig (2010) used an industry-rule of thumb that

loans below a certain score of, for example, 620 are more difficult to securitize, thus suggesting that banks securitize quality loans. However, the 2008 financial crisis exposed the quality of loans that were being securitized as banks securitized their most problematic mortgage loans (Casu, Clare, Sarkisyan, & Thomas, 2013).

1.2. Impact of Basel capital requirements on securitization and bank performance

The traditional function of bank capital is to protect depositors' funds against losses (Robinson, 1941). In this context, higher Basel capital requirements are meant to prevent bank failures and to ensure that risk exposures of banks are adequately protected by adequate amounts of capital (Dionne & Harchaoui, 2008; Kargi, 2011). Saayman (2003) examined the impact of securitization on small bank liquidity in South Africa, and found that securitization had a positive impact on improving the liquidity position of banks provided it was done on a continuous basis. As for the link between securitization and Basel capital ratio, Uzun and Webb (2007) found that securitization was negatively related to bank capital ratio. Similarly, Dionne and Harchaoui (2008) show a negative relationship between capital ratios and level of securitization activities in Canada, while Cardone-Riportella, Samaniego-Medina, and Trujillo-Ponce (2010) posit that banks with less regulatory capital will have a greater incentive to securitize its loan assets.

Additionally, studies exist on the link between securitization and bank performance. Bank performance is the ability of a bank to generate sustainable profits. A bank's profit strengthens its capital position and enables a bank to re-invest its retained earnings to improve future profits (Carbó-Valverde, Marqués-Ibáñez, & Fernandez, 2011). The empirical literature suggests that banks use funds from securitization to engage in more profitable and high-risk activities. In this context, banks receive immediate funds from the sale of illiquid loans and can grant more loans to generate increased income for banks (Kargi, 2011). In the 1970s, US banks utilized securitization when the channels

for profit-making were shrinking and to finance the rising demand for home finance in the 1980s (Prinsloo, 2009; Saayman, 2003). Ghosh (2018) found that securitization significantly increased bank profits and leverage capital on 5,491 US banks that engage in securitization for the first time between 2001 and 2016. Similarly, Bakoush, Abouarab, and Wolfe (2019) found that securitization could have a positive impact on bank performance through four different transmission channels.

Conversely, Casu, Clare, Sarkisyan, and Thomas (2013) studied first-timer securitizing banks in the USA and showed that securitization did not improve bank performance, although securitizing banks were profitable ones. Additionally, Bannier and Hänsel (2008) found that there was no significant impact of securitization on bank performance in the sampled European banks. This was also supported by the finding of Cardone-Riportella, Samaniego-Medina, and Trujillo-Ponce (2010) who showed that securitization did not improve the performance of Spanish banks, the second-largest issuance of securitization in Europe after the UK. They showed that liquidity and the search for improved performance were the motives for Spanish banks to become involved in securitization. As a result, they concluded that Spanish banks used securitization to improve their efficiency ratios.

In addition to the above, the effect of securitization on bank profitability can be either positive or negative. The direct and positive effect on profitability is anticipated as securitization provides banks with more options to increase loan portfolios, liquidity to fund new investment opportunities for expansion and reduce credit risk, which may lead to more expected profits (Castellani, 2018; Jiangli & Pritsker, 2008). The indirect and negative effects of securitization can lower the profitability of certain banks if there is more competition among the originators of securitized loans, which may depress banks' spreads in originating those types of loans and thereby reducing banks' profitability. Sarkisyan (2011) explained that the effect of securitization on bank performance may not show on the first-time securitization but on a continuous basis. Krainer and Laderman (2014) showed that one

of the reasons banks securitize is for the fee income on securitized assets, which can improve bank net interest income. It can be concluded from the literature that securitization may not affect bank performance if securitizing banks are not engaged in a variety of securitization activities. It may also require more than one-time securitization or continuous securitization to influence bank performance. This paper contributes specific empirical evidence to existing literature by evaluating the potential effect of Basel IV on securitization and bank performance.

2. METHODOLOGY

This article adopted a quantitative approach, which involved the analyses of the effect of Basel capitalization on securitization and, subsequently, the effect of securitization on bank performance. The study involved the analyses of secondary panel data, their interpretation, and drawing conclusions.

2.1. Data and sample

Panel data of annual observations of South African commercial banks dealing in securitization from 2002 to 2018 were used. A sample representative bank was constructed from the panel data consisting of individual commercial banks involved with originating securitization. Following Giordana and Schumacher (2017), this study assumed steps to simulate the banks' balance sheets as if they had complied with the Basel III and IV requirements from 2002. The selection of banks and the sample period are based on the availability of data. Annual financial data are sourced from the Bloomberg database, while securitization data were sourced from The Banking Association South Africa (2019). Macroeconomic data were sourced from the McGregor database and the Reserve Bank of South Africa. During the sample period, 30 securitizations were originated from five commercial banks (ABSA, FNB, Nedbank, Investec, and Standard Bank). The selected banks accounted for more than 90% of the South African banking industry's total assets (Sadien, 2017). Accounting ratios and bank-specific ratios selected for the study (see Table 1) are key performance measures widely used in literature (Ombaka & Jagongo, 2018).

2.2. Incorporation of the revised securitization framework into the study

The South African commercial banks securitize diversified loans-mortgage and non-mortgage loans. The non-mortgage loans securitized are auto loans, credit card receivables, equipment leases, and trade receivables, amongst others, while mortgage loans securitized include residential home loans, commercial properties, and real estate (Bloomberg Online Database, 2019). The study incorporated securitization exposure into the Basel IV capital variables according to the Basel IV capital requirements. The securitization exposure was calculated using the simple transparent and comparable (STC) framework of 2016. A single securitization transaction issued by commercial banks has different tranches and ratings, to which risk weights are assigned based on the tranche ratings to measure the securitization exposure on each bank securitized assets (BCBS, 2016a). The securitization framework of 2016 provides standardized, internal and external approaches to calculate risk-weights to determine a given bank securitization exposure (BCBS, 2016a). However, SEC-ERBA (external rating-based approach) can only be used due to the availability of information on ratings and tranches on all issued securitizations by the commercial banks in South Africa to measure securitization exposures. To avoid using interpolation for calculation of exposure on securitization with tranche maturity below five years and above one year as specified by the Securitization framework (BCBS, 2016a), all securitizations, originating from the sampled banks, with a minimum of five-year tranche maturity were considered. According to the STC framework, the most senior tranche within a securitization transaction is treated as a senior tranche in the calculation of RWA, even where there are several tranches that share a similar rating in the same transaction (BCBS, 2016a).

2.3. Model specification

The study examined the impact of Basel IV capital requirements on securitization and bank performance. This study adopted the methodologies of similar studies (Bakoush, Abouarab, & Wolfe, 2019; and Dionne & Harchaoui, 2008). Based on the simulated data, the sample bank was analyzed and compared with actual data (Basel III and II) to examine

the impact of changes in Basel levels on the dependent variables (sec_{it} and π_{it}). The first model tested the potential impact of Basel IV on securitization activities of commercial banks in South Africa.

$$sec = f [Lev, Cap, Bankspe, macroec],$$

$$sec_{it} = \beta_1 + \beta_2 Lev_{it} + \beta_3 Cap_{it} + \beta_4 Bankspe_{it} + \beta_5 macroec_{it} + \theta Year_t + \varepsilon_{it}. \tag{1}$$

The study controlled for year effects by introducing year dummies ($Year_t$). β and θ are coefficients of the model that capture the effects on the dependent variable, and ε_{it} is the error term for bank i in year t . Chen, Liu, Opong, and Zhou (2017) and Dionne and Harchaoui (2008) proxied securitization as outstanding securitized assets divided by total assets. Since banks transform portions of their non-saleable loans and backed them by underlying assets of such non-saleable loans, it was deemed appropriate to use total loans as a denominator of securitization ratio (sec_{it}) (Bakoush, Abouarab, and Wolfe, 2019) as shown in Table 1.¹

Lev is a non-risk leverage ratio used as an independent risk assessment to act as a back-stop to capital ratio and to limit bank exposure to risk (BCBS, 2017b). Cap_{it} is the Basel IV capital requirement. Starting from Basel III, the formula TCE/RWA should be used as a key capital ratio variable (Yan, Hall, & Turner, 2012). The RWA takes into account securitization exposures of banks involved in securitization. The composition of RWA in Basel IV introduced a wide range of standardized risk weights for risky

and less risky loans within a bank's class assets. Consequently, risk-weights were assigned to individual loan assets from the list of rating bucket provided in Basel IV capital requirements depending on the bank's risk exposure rather than assigning a single risk weight to class asset in Basel II and III, since there may be different risks within the same risk class assets (BCBS, 2016b, 2017; Munoz & Soler, 2017).

Bank-specific variables ($Bankspe_{it}$) include *Loan-Deposit* ratio, a proxy for liquidity ratio. A higher ratio suggests a less liquid bank that may choose securitization to boost its liquidity position (Cardone-Riportella, Samaniego-Medina, & Trujillo-Ponce, 2010). $Npatl$ is a proxy for Credit risk transfer. This study included GDP growth and interest rate proxy (repo rate) to control for the macro-economic environment that may affect the quality of bank assets and consequently may influence the origination of securitization and performance of the securitizing banks (Bakoush, Abouarab, & Wolfe, 2019; Michalak & Uhde, 2012). GDP growth is an improved measure of business cycles fluctuation instead of inflation (Bakoush, Abouarab, & Wolfe, 2019). GDP growth and repo rate may implicitly affect bank asset quality, while the effects of inflation may be subject to banks anticipating inflation or not (Michalak & Uhde, 2012).

To examine the impact of securitization on performance of commercial banks involved in originating securitization in South Africa, the following model was used in accordance with similar studies (Dionne & Harchaoui, 2008).

Table 1. Definition of model variables

Variable	Definition	Formula	Source
sec	Securitization ratio	Outstanding sec asset/Total loans	Bakoush, Abouarab, and Wolfe (2019)
π	ROE	NPAT/TE	Gabriel (2016)
Lev	Non-risk leverage	Tier1Capital/average-total assets	BCBSa (2017)
Cap	Basel IV capital ratios	Tangible common equity/RWA ¹	BCBSb (2016)
Loan ratio	Bankspe	Loan/Deposit	Cardone-Riportella, Samaniego-Medina, and Trujillo-Ponce (2010)
Npatl	Bankspe	Non-performing asset/total loan	Cardone-Riportella, Samaniego-Medina, and Trujillo-Ponce (2010)
Repo rate	macroec	Annual repo-rate	Michalak and Uhde (2012)
Gdpgrowth	macroec	Gdp growth rate	Bakoush, Abouarab, and Wolfe (2019)

Note: Expected sign for Lev , Cap , $Loan\ ratio$ and $Npatl$ is negative.

1 Assumptions made in the calculation of RWA-denominator of the capital ratio: Bank assets used in the calculation of RWA are assumed to be AAA. Commercial loans are assumed to be investment grade. Securitization exposure incorporated into the calculation of RWA uses the SEC-ERBA approach of the revised Basel securitization framework. The numerator of the capital ratio (tce) is held constant. Basel IV requires banks to hold capital for securitization exposures (Chabanel, 2017).

$$\pi = f[Lev, Cap, sec, Bankspe, macroec],$$

$$\pi_{it} = \beta_1 + \beta_2 Lev_{it} + \beta_3 Cap_{it} + \beta_4 Bankspe_{it} + \beta_5 sec_{it} + \beta_6 macroec_t + \theta Year_i + \varepsilon_{it} \quad (2)$$

where π_{it} is the profitability of the securitizing bank i at time t as measured by return on equity (ROE). Changes in Basel levels require increased capital through the increase in equity. As a result, the study employed ROE as a measure of performance. ROE remains a reflection of profits realized on bank assets for a given capital structure (Gabriel, 2016). For robustness sake, the study also used ROA as an alternative performance measure. Cardone-Riportella, Samaniego-Medina, and Trujillo-Ponce (2010) and Uzun and Webb (2007) explained that large banks securitize due to the inability of smaller banks to finance fixed costs associated with initiating the securitization process, and as a result, bank size is paramount for banks to securitize. This study did not control for size as the selected commercial banks, according to Kasse-Kengne (2017), are the top banks in South Africa and are not significantly different in size. The study employed fixed and random effect models to estimate equations (1) and (2). In addition, the Hausman test and the cross dependency test were used for specification testing.

3. RESULTS AND DISCUSSION

The results and interpretations of the estimated models are presented in this section. First, the preliminary descriptive analyses are presented, followed by the fixed effect and random effect results, and specification tests, respectively.

3.1. Descriptive statistics

Table 2 presents the descriptive statistics of key variables. The non-performing assets to total loans ratio (*Npatl*) showed that 3.8% of bank loans on average are bad debt. This is an indication of good quality of loans. The loan to deposit ratio shows that on average, South African banks have high loan to deposit ratios, but, on average, they rely on their own deposits to issue loans to their customers. The maximum loan deposit ratio in Table 2 is 165.902, which shows that certain banks in the dataset within the sample period have a loan to deposit ratio above 100. This suggests that such banks may rely on other sources of funding such as securitization to fund loans to customers and to maintain liquidity.

Table 3 shows the frequency of securitization, each originating bank issues per year. It shows that over 75% of banks issue one securitization, while two banks out of five in the sample issued three securitizations in a given year. This shows that the origination of securitization transactions from commercial banks in South Africa has been low over the years. Saayman and Styger (2003) listed two conditions for securitization growth in South Africa: (1) regulations that favor securitization, and/or (2) the existence of strong demand and supply of securitized assets. These banks were well capitalized above the Basel III minimum capital requirements (Nkopane, 2017). Consequently, there is an opportunity for commercial banks in South Africa to increase origination of securitization for additional liquidity and to generate more loans within the safety of the regulations.

Table 2. Summary statistics of key variables

Source: South African Banking Association online database (2019).

Variable	Mean	Std. dev.	Min	Max	Observations
<i>Sec</i>	1.173	1.061	0.039	5.381	N = 64
<i>Lev</i>	6.384	1.641	3.083	9.419	N = 52
<i>Loan_Deposit</i>	91.849	29.194	60.413	165.902	N = 80
<i>Capratio_Basel IV</i>	11.220	6.436	2.796	33.591	N = 80
<i>Capratio_Basel III</i>	12.739	3.655	2.901	21.057	N = 75
<i>Capratio_Basel II</i>	10.099	6.996	0.174	21.123	N = 74
<i>Gdpgrowth</i>	2.809	1.871	-1.538	5.604	N = 80
<i>Repo_rate</i>	7.730	2.305	5.017	12.133	N = 80
<i>Npatl</i>	0.038	0.018	0.006	0.078	N = 57

Table 3. Frequency of securitization per bank per year

Source: South African Banking Association online database (2019).

Number of securitizations	Frequency	Percent	Cum.
1	17	77.27	77.27
2	3	13.64	90.91
3	2	9.09	100
Total	22	100	–

3.2. Interpretation and discussion of results

The study applied random effects (RE) and fixed effects (FE) models to estimate equations (1) and (2). The Hausman tests selected RE for equation (1) (objective 1) and FE for equation (2) (objective 2). Tables 4 and 5 contain the results of the RE and FE, respectively. Robustness checks were conducted by substituting ROE with ROA to see the effect of changes in Basel capital requirements on the performance of originating banks. However, the results of both measures were similar, so the latter are not reported.

The study examined the effect of capital requirements (under three Basel levels IV, III, II) on the securitization activities of SA banks by estimating Model 1 with the results presented in Table 4. The results showed that the simulated Basel IV capital ratio has a positive and significant effect on securitization at the 1% level of significance. Similarly, the Basel III capital ratio also has a positive and significant effect at the 5% level of significance, while the Basel II capital ratio has no significant effect on securitization. From the result, when South African banks adopted Basel II regulations for the first time, the Basel capital had no significant impact on securitization. As the banks moved from Basel II to Basel III, securitization activities were significantly influenced by capital ratios. Specifically, the change from Basel III to Basel IV may increase securitization in South Africa by 4%, *ceteris paribus*. The calculated non-risk Basel leverage was significant across the three models at 1% and 5% levels of significance, respectively, while macroeconomic variables had no impact on securitization. The *Bankspe* variables (*Loan-deposit* and *Npatl*) were found to have a significant negative effect on securitization. The negative effect suggested that liquidity for expansion of loans

may not be the main driver of securitization in the South African banks. These findings were contrary to Uzun and Webb (2007) and Dionne and Harchaoui (2008), who found a negative relationship between capital ratios and securitization activities in the US and Canada, respectively. Based on the results of the current study, the implementation of Basel IV can lead to further growth in securitization activities in the South Africa banking sector. The positive coefficient on *Capratio_Basel IV* suggested that the commercial banks may take on more risk with higher capital requirements.

Table 4. Results of capital requirements and securitization (random effects)

Basel level	IV	III	II
	Sec	Sec	Sec
<i>Lev</i>	−0.337*** (0.114)	−0.289** (0.132)	−0.339** (0.145)
<i>Loan_Deposit</i>	−0.034*** (0.011)	−0.021* (0.012)	−0.014 (0.012)
<i>Capratio_Basel IV</i>	0.547*** (0.143)	– –	– –
<i>Capratio_Basel III</i>	– –	0.209** (0.103)	– –
<i>Capratio_Basel II</i>	– –	– –	0.087 (0.08)
<i>Gdpgrowth</i>	−0.381 (0.435)	−0.151 (0.499)	−0.041 (0.522)
<i>Repo_rate</i>	−0.314 (0.386)	−0.395 (0.455)	−0.31 (0.476)
<i>Npatl</i>	−58.534*** (22.047)	12.536 (16.739)	9.183 (17.521)
<i>_cons</i>	4.977* (2.876)	4.028 (3.428)	4.715 (3.608)
N	43	43	43

Note: Standard errors are in parentheses, * $p < 0.1$,

** $p < 0.05$, *** $p < 0.001$.

Results of the effects of securitization on bank performance (Table 5) show that a simulated Basel IV capital ratio and Basel III and II capital ratios have positive and significant effects on ROE at 10%, 1% and 5% significance levels, respectively. *Loan-deposit* ratios have no significant impact on performance of banks that engage in securitization. Similarly, macroeconomic variables had no significant impact on ROE under Basel II and III. Although securitization had a positive effect on the performance of banks under Basel IV, the effect was not significant under any Basel level.

Table 5. Results of securitization and bank performance (fixed effect)

Basel level	IV	III	II
	ROE	ROE	ROE
Lev	0.852 (0.636)	1.314** (0.496)	0.627 (0.629)
Loan_Deposit	-0.035 (0.076)	-0.091 (0.06)	0.005 (0.068)
Capratio_Basel IV	2.536* (1.369)	- -	- -
Capratio_Basel III	- -	1.887*** (0.426)	- -
Capratio_Basel II	- -	- -	0.701** (0.3)
Gdpgrowth	0.362 (0.759)	1.039 (0.854)	0.738 (0.656)
Repo_rate	1.291* (0.707)	0.287 (0.627)	0.572 (0.419)
Npatl	-206.98 (128.065)	-171.083* (91.194)	-131.795 (111.286)
Sec	0.738 (1.068)	-0.445 (0.883)	0.277 (1.053)
_cons	-7.131 (17.219)	5.416 (8.348)	4.848 (13.779)
N	43	43	43

Note: Standard errors are in parentheses, * $p < 0.1$, ** $p < 0.05$, *** $p < 0.001$.

In essence, one cannot see the effect of securitization on ROE under Basel III and Basel IV, suggesting that securitization activities may not significantly drive bank performance. This finding was consistent with Bannier and Hänsel (2008) and Uzun and Webb (2007), who found that securitization may not have a direct impact on performance of securitizing banks, but it may affect performance through many indirect channels. However, the change in the securitization coefficients, from negative under Basel III to positive under Basel IV, showed the strength of Basel IV to effectively protect banks from securitization exposure as suggested by the new securitization framework.

CONCLUSION

The study analyzed the potential impact of the proposed Basel IV capital requirements on securitization and performance of commercial banks involved in securitization in South Africa, using historical financial data. The study firstly concluded that more stringent Basel IV capital requirements will have a positive and significant impact on securitization activities of banks in South Africa. One can expect a negative impact on control for risk, but the positive result suggests that higher Basel capital requirements will increase securitization activities and may simultaneously increase bank risk-taking. Secondly, securitization had no impact on the performance of securitizing banks. This could have been

Overall, the results revealed that tighter capital requirements may increase securitization activities for banks in South Africa under Basel IV. However, the increase in securitization activities under Basel IV may not translate into higher profits for the commercial banks. In other words, the implementation of the Basel IV securitization framework may not have a significant impact on the performance of banks engaged in securitization in South Africa. The implication is that the banks may have to engage in securitization for motives other than having profit as a primary motive.

3.3. Specification tests

The study conducted Pesaran and Frees tests for fixed and random effects models to measure the H_0 of no cross dependence against the H_1 of cross dependence among the variables. For equation (1), results in Table 4, H_0 of no cross dependence was rejected. However, Frees cross dependency test showed that the calculated test is less than critical values, which indicated failure to reject the H_0 of no cross dependence. Since the Pesaran test had a cross dependency with high correlation of 0.46 (FE) and 0.56 (RE), which conflicted with Frees test, the random effect is an efficient and consistent estimator as confirmed by the Hausman test for equation (1). For the results of equation (2) in Table 5, the Pesaran test rejected the H_0 of no cross dependency ($p < 5\%$). However, the presence of cross dependency was weak, given average absolute correlation of 0.37 (FE) and 0.34 (RE). A further test using Frees showed that there was no cross dependency under FE and this was confirmed by the Hausman test. As a result, the FE model was considered to be a consistent and efficient estimator for equation (2).

caused by the high cost of originating securitization, such as payment of interest to investors, issuance costs, rating agency, legal costs, and other related floatation costs, which may not increase profits of originating banks. Securitization may enhance the performance of banks through indirect channels, according to certain literature. In conclusion, higher capital requirements of Basel IV are expected to lead to a significant increase in securitization activities, but the performance of securitizing banks may improve in the long term.

According to the Basel Committee, the aim of the new securitization framework is to re-establish securitization activities within an adequately capitalized regulatory environment. A clearer and simple securitization approach for banks introduced by the revised 2016 securitization framework can be a motivation for more banks to securitize provided they are ready to comply with more stringent capital requirements and transparent disclosures in the securitization process. Reducing dependence on credit rating agencies introduced by the revised securitization framework of 2016 may reduce the cost of originating securitization, which can lead to an increase in the performance of banks that engage in securitization. Observation of non-banking sector data from Bloomberg Online Database (2019) shows that there is a growing successful origination and execution of securitization transactions in the South African securitization market, indicating that there are investors available to buy securitized assets. As a result, it will be beneficial for South African banks to implement Basel IV capital requirements and the revised securitization framework of 2016 to further ensure that the banks are adequately protected from securitization exposures while increasing securitization activities. This study contributed to the literature by investigating the probable effect of the proposed Basel IV on the securitization and performance of the South African Banking sector. The study recommended the adoption of the new Basel regulation by the South African commercial banks, as it is expected to stimulate liquidity and mitigate credit risk through increased securitization activities. Subsequently, this study found no evidence to support the effect of Basel IV implementation on the performance of securitizing banks, but a more detailed long-run analysis may provide different results. Consequently, future studies can employ more advanced forward-looking models to examine whether Basel IV can improve bank performance in the long run, as suggested in the literature.

ACKNOWLEDGMENT

The authors appreciate the feedback received at the 2019 Economic Society of South Africa Conference for improving this manuscript.

AUTHOR CONTRIBUTIONS

Conceptualization: Damilola Oyetade, Paul-Francois Muzindutsi.

Data curation: Damilola Oyetade.

Formal analysis: Damilola Oyetade, Adefemi A. Obalade, Paul-Francois Muzindutsi.

Investigation: Damilola Oyetade.

Methodology: Damilola Oyetade, Adefemi A. Obalade, Paul-Francois Muzindutsi.

Project administration: Damilola Oyetade.

Resources: Damilola Oyetade, Paul-Francois Muzindutsi.

Software: Damilola Oyetade, Paul-Francois Muzindutsi.

Supervision: Adefemi A. Obalade, Paul-Francois Muzindutsi.

Validation: Adefemi A. Obalade, Paul-Francois Muzindutsi.

Writing – original draft: Damilola Oyetade, Paul-Francois Muzindutsi.

Writing – reviewing & editing: Damilola Oyetade, Adefemi A. Obalade, Paul-Francois Muzindutsi.

REFERENCES

1. Bakoush, M., Abouarab, R., & Wolfe, S. (2019). Disentangling the impact of securitization on bank profitability. *Journal of Research in International Business Finance*, 47, 519-537. <https://doi.org/10.1016/j.ribaf.2018.09.013>
2. Balin, B. J. (2008). Basel I, Basel II, and emerging markets: A Nontechnical Analysis. SSRN. Retrieved from <https://ssrn.com/abstract=1477712>
3. Bannier, C. E., & Hänsel, D. N. (2008). *Determinants of European Banks' Engagement in Loan Securitization* (Discussion Paper No. 10/2008). Deutsche Bundesbank. Retrieved from <https://www.bundesbank.de/resource/blob/704276/d7a4b54529f5bc57bf07d-f0aa74689d0/mL/2008-06-02-dkp-10-data.pdf>
4. BCBS. (2009). *Strengthening the resilience of the banking sector*. Bank for International Settlements. Retrieved from <https://www.bis.org/publ/bcbs164.pdf>
5. BCBS. (2016a). *Revisions to the securitization framework. Amended to include the alternative capital treatment for "simple, transparent and comparable" securitizations*. Bank for International Settlements. Retrieved from <https://www.bis.org/bcbs/publ/d374.pdf>
6. BCBS. (2016b). *Standardised Measurement Approach for operational risk*. Bank for International Settlements. Retrieved from <https://www.bis.org/bcbs/publ/d355.pdf>
7. BCBS. (2017a). *Basel III: Finalising post-crisis reforms*. Bank for International Settlements. Retrieved from <https://www.bis.org/bcbs/publ/d424.pdf>
8. BCBS. (2017b). *Finalising Basel III in brief*. Bank for International Settlements. Retrieved from https://www.bis.org/bcbs/publ/d424_inbrief.pdf
9. Beck, T., Jones, E., & Knaack, P. (2019). Basel III in Developing Countries – A difficult relationship. *International Banker*. Retrieved from <https://internationalbanker.com/banking/basel-iii-in-developing-countries-a-difficult-relationship/>
10. Bloomberg Online Database. (2019). *Bloomberg Professional Services*. Retrieved from <https://www.bloomberg.com/professional/>
11. Carbó-Valverde, S., Marqués-Ibáñez, D., & Fernandez, F. R. (2011). *Securitization, Bank Lending and Credit Quality: The Case of Spain* (ECB Working Paper, No. 1329). European Central Bank (ECB), Frankfurt am Main, Germany. Retrieved from <https://www.ecb.europa.eu/pub/pdf/scp-wps/ecbwp1329.pdf>
12. Cardone-Riportella, C., Samaniego-Medina, R., & Trujillo-Ponce, A. (2010). What drives bank securitisation? The Spanish experience. *Journal of Banking & Finance*, 34(11), 2639-2651. <https://doi.org/10.1016/j.jbankfin.2010.05.003>
13. Castellani, D. (2018). Mortgage-backed Securitization and SME Lending During the Financial and Economic Crisis: Evidence from the Italian Cooperative Banking System. *Economic Notes*, 47(1), 187-222. <https://doi.org/10.1111/ecno.12096>
14. Casu, B., Clare, A., Sarkisyan, A., & Thomas, S. (2013). Securitization and Bank Performance. *Journal of Money, Credit and Banking*, 45(8), 1617-1658. <https://doi.org/10.1111/jmcb.12064>
15. Chabanel, P. (2017). *Capital calculations under the revised securitization framework*. Moody Analytics. Retrieved from <https://www.moodyanalytics.com/-/media/whitepaper/2017/capital-calculations-under-the-revised-securitisation-framework.pdf>
16. Chen, Z., Liu, F. H., Opong, K., & Zhou, M. (2017). Short-term safety or long-term failure? Empirical evidence of the impact of securitization on bank risk. *Journal of International Money and Finance*, 72, 48-74. <https://doi.org/10.1016/j.jimonfin.2016.12.003>
17. Dionne, G., & Harchaoui, T. M. (2008). Banks' capital, securitization and credit risk: An empirical evidence for Canada. *Journal of Insurance and Risk Management*, 75(4), 459-485. Retrieved from http://www.revueassurances.ca/wp-content/uploads/2016/02/2008_75_no4_Dionne1.pdf
18. Gabriel, G. (2016). *The impact of the basel 3 capital requirements on the performance of european banks* (Master's Thesis). Retrieved from <https://matheo.uliege.be/bitstream/2268.2/1837/4/The%20impact%20of%20Basel%20III%20capital%20requirements%20on%20the%20performance%20of%20European%20banks.pdf>
19. Ghosh, A. (2018). Implications of securitisation on bank performance: evidence from US commercial banks. *International Journal of Financial Innovation in Banking*, 2(1), 1-28. Retrieved from <https://www.inderscience.com/offer.php?id=92417>
20. Giordana, G. A., & Schumacher, I. (2017). An Empirical Study on the Impact of Basel III Standards on Banks' Default Risk: The Case of Luxembourg. *Journal of Risk and Financial Management*, 10(2), 8. <https://doi.org/10.3390/jrfm10020008>
21. Goddard, J., Liu, H., Molyneux, P., & Wilson, J. O. (2013). Do bank profits converge? *European Financial Management*, 19(2), 345-365. <https://doi.org/10.1111/j.1468-036X.2010.00578.x>
22. Greenbaum, S. I., & Thakor, A. V. (1987). Bank funding modes: Securitization versus deposits. *Journal of Banking and Finance*, 11(3), 379-401. [https://doi.org/10.1016/0378-4266\(87\)90040-9](https://doi.org/10.1016/0378-4266(87)90040-9)
23. Haubrich, J. G., & Wachtel, P. (1993). Capital requirements and shifts in commercial bank

- portfolios. *Federal Reserve Bank of Cleveland, Economic Review*, 29(3), 02-15. Retrieved from <http://cite-seerx.ist.psu.edu/viewdoc/download?doi=10.1.1.361.8976&rep=rep1&type=pdf>
24. Jablecki, J. (2009). The impact of Basel I capital requirements on bank behavior and the efficacy of monetary policy. *International Journal of Economic Sciences and Applied Research*, 2(1), 16-35. Retrieved from http://ijbesar.teiemt.gr/docs/volume2_issue1/impact_basel.pdf
 25. Jiangli, W., & Pritsker, M. (2008). *The impacts of securitization on US bank holding companies* (Working Paper). Federal Reserve Bank Chicago, Chicago. Retrieved from https://papers.ssrn.com/sol3/papers.cfm?abstract_id=1102284
 26. Kargi, H. S. (2011). *Credit risk and the performance of Nigerian banks*. Ahmadu Bello University, Zaria. Retrieved from https://www.academia.edu/8637351/CREDIT_RISK_AND_THE_PERFORMANCE_OF_NIGERIAN_BANKS_BY
 27. Kasse-Kengne, S. (2017). *Securitisation of mortgage loans, regulatory capital arbitrage and bank stability in South Africa: Econometric and theoretic analyses* (Ph.D. Thesis). University of Cape Town. Retrieved from https://open.uct.ac.za/bitstream/handle/11427/28418/Kasse_Kengne_Securitisation_mortgage_2018_1.pdf?sequence=1&isAllowed=y
 28. Keys, B. J., Mukherjee, T., Seru, A., & Vig, V. (2010). Did securitization lead to lax screening? Evidence from subprime loans. *The Quarterly Journal of Economics*, 125(1), 307-362. <https://doi.org/10.1162/qjec.2010.125.1.307>
 29. Krainer, J., & Laderman, E. (2014). Mortgage loan securitization and relative loan performance. *Journal of Financial Services Research*, 45(1), 39-66. <https://doi.org/10.1007/s10693-013-0161-7>
 30. Michalak, T. C., & Uhde, A. (2012). Credit risk securitization and bank soundness in Europe. *The Quarterly Review of Economics and Finance*, 52(3), 272-285. <https://doi.org/10.1016/j.qref.2012.04.008>
 31. Mohan, T. P., & George, R. G. (2013). Basel 2.5 and Basel III: The Impact of the New Capital (and Liquidity) Rules on Securitization. *Journal of Structured Finance*, 18(4), 77-100. <https://doi.org/10.3905/jssf.2013.18.4.077>
 32. Moyo, Z., & Firer, C. (2008). Securitisation in South Africa: 2000-2007. *South African Journal of Business Management*, 39(1), 27-34. <https://doi.org/10.4102/sajbm.v39i1.553>
 33. Munoz, S., & Soler, P. (2017). Basel III End Game. *Regulations and Public Policies*, 1-8. Retrieved from <https://www.bbva-research.com/wp-content/uploads/2017/12/Watch-Basel-IV.pdf>
 34. Nkopane, T. (2017). *The relevance of the Basel III Accord within the South African banking system* (Master's Thesis). University of the Witwatersrand. Retrieved from <http://wiredspace.wits.ac.za/handle/10539/23804>
 35. Ombaka, C., & Jagongo, A. (2018). Mergers and acquisitions on financial performance among selected commercial banks, Kenya. *International Academic Journal of Economics and Finance*, 3(1), 1-23. Retrieved from https://www.iajournals.org/articles/iajef_v3_i1_1_23.pdf
 36. Pavel, C. A., & Phillis, D. (1987). Why commercial banks sell loans: An empirical analysis. *Economic Perspectives*, 11(3), 1-14. Retrieved from https://econpapers.repec.org/article/fipfedhpep/y_3a1987_3ai_3amay_3ap_3a3-14_3an_3av.1Ino.3.htm
 37. Prinsloo, H. (2009). Real Estate Securitisation: Viable Method of Finance in South Africa? In *16th Annual European Real Estate Society Conference*. ERES: Conference. Stockholm, Sweden, 2009. Retrieved from https://econpapers.repec.org/paper/erzwpaper/eres2009_5f337.htm
 38. Robinson, R. I. (1941). The Capital-Deposit Ratio in Banking Supervision. *Journal of Political Economy*, 49(1), 41-57. <https://doi.org/10.1086/255666>
 39. Saayman, A., & Styger, P. (2003). Securitisation in South Africa: historic deficiencies and future outlook. *South African Journal of Economic and Management Sciences*, 6(4), 744-764. <https://doi.org/10.4102/sajems.v6i4.1515>
 40. Sadien, E. (2017). *The impact of the change from Basel II to Basel III on the profitability of the South African Banking Sector* (Master's Thesis). University of Capetown. Retrieved from https://open.uct.ac.za/bitstream/handle/11427/27387/thesis_com_2017_sadien_ebrahim.pdf?sequence=1
 41. Sarkisyan, A. (2011). *Three essays on securitisation* (Doctoral Thesis). City University London. Retrieved from <https://openaccess.city.ac.uk/id/eprint/1171/>
 42. The Banking Association South Africa. (2019). *Traditional Securitisation transactions by the South African Banks*. Retrieved from http://securitisation.banking.org.za/by_asset_class.php?year=2019&Submit=Go
 43. Uzun, H., & Webb, E. (2007). Securitization and risk: empirical evidence on US banks. *The Journal of Risk Finance*, 8(1), 11-23. <https://doi.org/10.1108/15265940710721046>
 44. Walter, J. R. (2019). US Bank Capital Regulation: History and Changes Since the Financial Crisis. *Economic Quarterly*, 105(1), 1-40. <https://doi.org/10.21144/eq1050101>
 45. White, J. P. L. (2011). *The role of securitisation and credit default swaps in the credit crisis: a South African perspective*. North-West University. Retrieved from <http://hdl.handle.net/10394/7581>
 46. Yan, M., Hall, M. J. B., & Turner, P. (2012). A cost-benefit analysis of Basel III: Some evidence from the UK. *International Review of Financial Analysis*, 25, 73-82. <https://doi.org/10.1016/j.irfa.2012.06.009>